




formative

Assessment made easy



Overview

With Formative, teachers can customize their teaching to students' understanding.

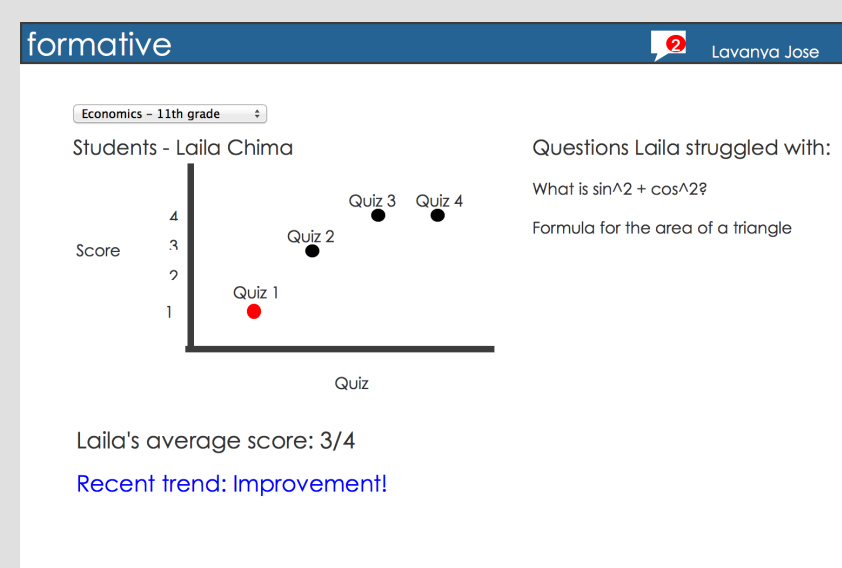
Now, teachers can easily help students who fall behind and encourage students who show improvement.

Our Solution

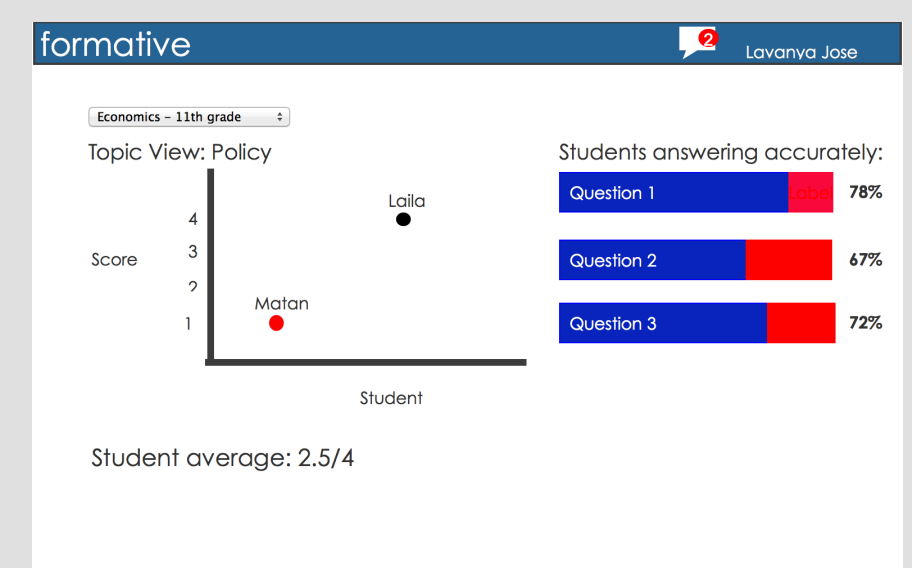
- **Aggregates** results from weekly review exercises.
- **Alerts** teachers of trends in students' understanding.
- **Shows student progress** and **problem areas** across lessons.

Student	Basics	Markets	Econometrics	Demand
Laila Chima	2/4	2/4	3/4	3/4
Matan Zinger	3/4	2/4	1/4	2/4
Student 3	3/4	2/4	2/4	2/4
Student 4	4/4	3/4	3/4	4/4
Student 5	2/4	4/4	3/4	3/4
Student 6	3/4	2/4	2/4	4/4

Aggregate View and Alerts




Per-Student View

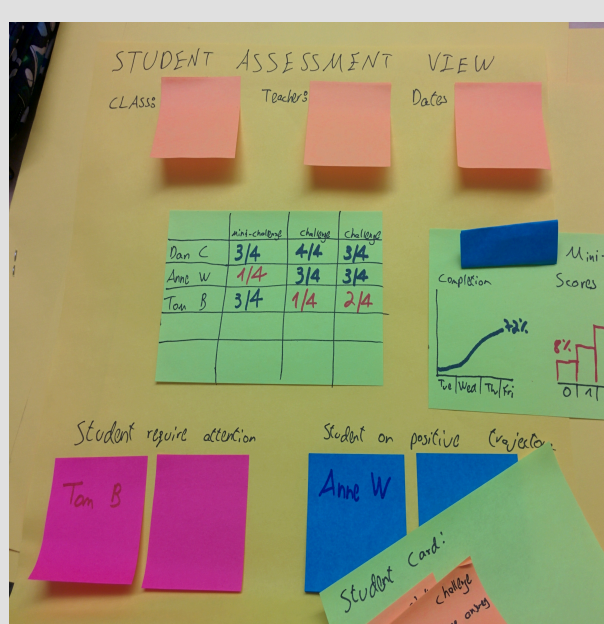


Per-Lesson View

Design Evolution



Parallel Prototype



Lo-fi Paper Prototype

Unit #5: Aggregate View						
	Basics	Markets	Solo Model	Supply & Demand	Policy	
	April 29	May 2	May 5	May 8	May 11	Avg.
Tom W	3/4	2/4	2/4	3/5	1/4	52%
Linda J	1/4	2/4	4/4	4/5	3/4	66%
Alex S	2/4	3/4	2/4	N/A	3/4	63%
Mike A	3/4	2/4	N/A	5/5	1/4	56%
Lesson Avg.	56%	56%	67%	80%	50%	

NOTIFICATIONS

STUDENTS REQUIRING ATTENTION: Tom W last scores: 2/4, 2/4, 3/5, 1/4 (May 8)

TOPIC TO REVIEW: Policy - average score: 1.45 (class average: 2.18) (May 8)

STUDENT IMPROVE: Linda J last scores: 2/4, 4/4, 4/5, 3/4 (May 8)

Medium-fi Google Slides Prototype

Student	Basics	Markets	Econometrics	Demand
Laila Chima	2/4	2/4	3/4	3/4
Matan Zinger	3/4	2/4	1/4	2/4
Student 3	3/4	2/4	2/4	2/4
Student 4	4/4	3/4	3/4	4/4
Student 5	2/4	4/4	3/4	3/4
Student 6	3/4	2/4	2/4	4/4

Final Medium-fi JustInMind Prototype