

Cookee

High-Fi Prototype

Cook efficiently; Cook enjoyably; Cookee



Kendall, Taylore, Timi, Tiffany

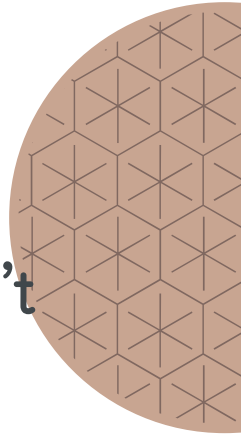
Introduction

Value Prop

- Making meal time easy and fun for busy people.

Problem

- Working individuals often skip meals and often don't have time to enjoy the cooking process




Solution Overview

- a streamlined platform to help busy people prioritize mealtimes in an efficient and enjoyable manner
- Cookee provides:
 - calendar interface for meal planning
 - meal suggestions based on ingredients in the users' pantry
 - curated group cooking experiences for every meal

Overview

1. Heuristic evaluation results
2. Overview of revised design
3. Prototype implementation
4. Demonstration of prototype
5. Summary






Heuristic Evaluation Results

Heuristic Evaluation

2. H3 User control and freedom / Severity 4 From the calendar screen I cannot add a new meal plan directly. This feels a bit restrictive and also doesn't resemble a physical calendar that you can immediately add things to or take things away from. **Fix:** Add a way to create a new meal plan directly from the calendar view (as long as it doesn't mess with the other goals of the app)


3. H2: Match between the system and real world / Severity 4 The hover feature in the calendar is a nice idea except it doesn't really work on a mobile phone. The hardware doesn't match with this feature. **Fix:** Change the hover feature to be a "click and hold" type of thing that expands the meal plan only when holding down on it.



Heuristic Evaluation

6. H3 User control and freedom/Severity 3 Whole in the calendar view and viewing my meal plans I cannot click on the meal plan to expand it and show me more details or edit it. This makes that screen feel restrictive. **Fix:** Add a direct link to edit existing plans right in the calendar view


17. H7 Flexibility and efficiency of use/ Severity 3 The cooking rooms aren't searchable, even though there is a filter option. This results in a fair amount of extra searching that could be quickly avoided using a search bar in conjunction with the filter. **Fix:** Add a search bar at the top of the Cookee rooms screen so that users can type the beginnings of a dish and see the relevant rooms



Heuristic Evaluation

21. HII Accessible/ Severity 4 Users that cannot speak aren't able to add things to the pantry because there is no manual method (no writing method). **Fix:** Add a way to add ingredients with the keyboard, and perhaps even suggest some common ones that are selectable so they don't have to type everything out. Also provide a live-update suggestion bar as they type so they don't have to type it all out

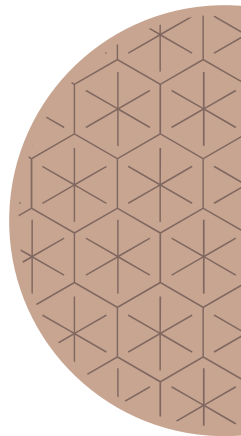
23. HI Visibility of System Status/ Severity 3 While inside of the Cookee room there is no way to indicate which step you are on/have moved on. Users should be able to select which step they are on and update their friends along the way. **Fix:** when you first join, step #1 will be highlighted and its details will be opened. When you click on step #2 it will highlight it, open it, and move your status to that one.



Heuristic Evaluation

25. H2 Match Between System and the Real World / Severity 3 The concept of a Cookee room is not intuitive to users (who is inside them and what happens within them?). **Fix:** Add a short explanation for what a Cookee room is during the onboarding process.

26. H3 User Control and Freedom / Severity 3 While adding ingredients to the pantry, there is no way to edit or delete the added ingredients. **Fix:** After the Cookee stops recording, users should be allowed to edit the ingredients.




Heuristic Evaluation

28. H5 Error Prevention/ Severity 3 There aren't any instructions while adding pantry ingredients by voice that makes it easier for when program is being used to parse it and split it into a list of ingredients. It could be less prone to recording errors that way.

Other Heuristic Results

- Dated overall color scheme/aesthetic
- Heading space too large
- Font too large



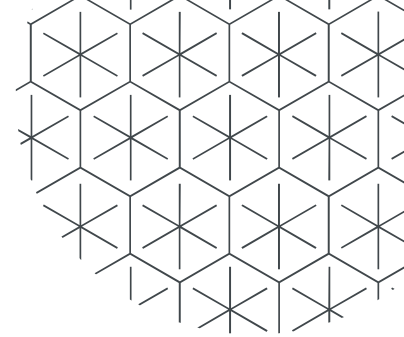
The background features several organic, rounded shapes in muted colors: a large brown shape on the left, a large light green shape in the center, and a large grey shape on the right. A small, stylized leaf illustration is positioned at the top center. The text is centered over the light green shape.

Revised Design Overview

Usability Goals & Key Measurements

REMINDER!


- Goal 1 – Efficiency: Navigate the app with ease
 - Measurement: measured ratio of correct clicks to incorrect clicks by recording the time it took each user to complete a given task
- Goal 2 – Enjoyment: Pleasing app experience
 - Measurement: had participants rate their experience satisfaction on a scale from 1–4



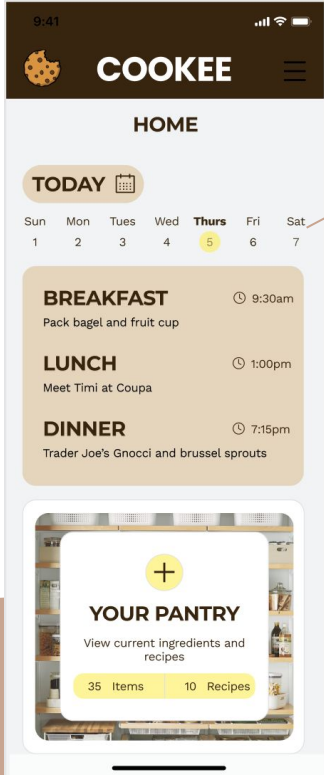
Task 1 Simple

Goal: Establish healthy and consistent eating habits

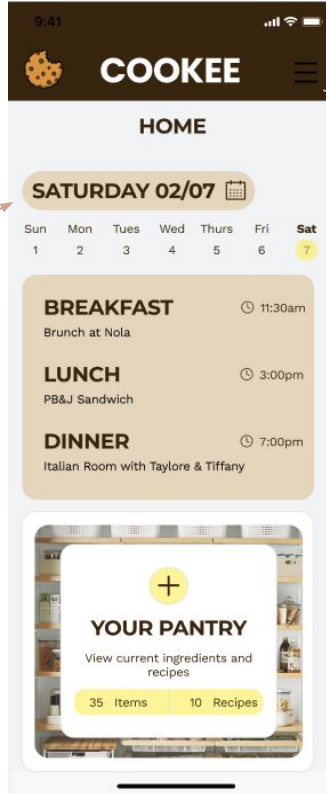
Task: Navigate the Cookee app to find your Saturday dinner plans



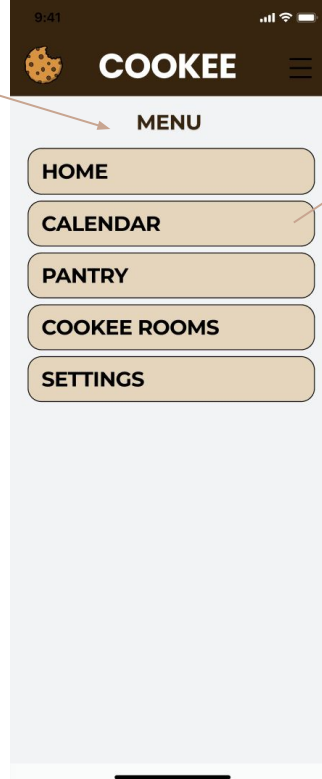
Cookee home page opens with Today's day view. Click on the cal buttons to go to another day



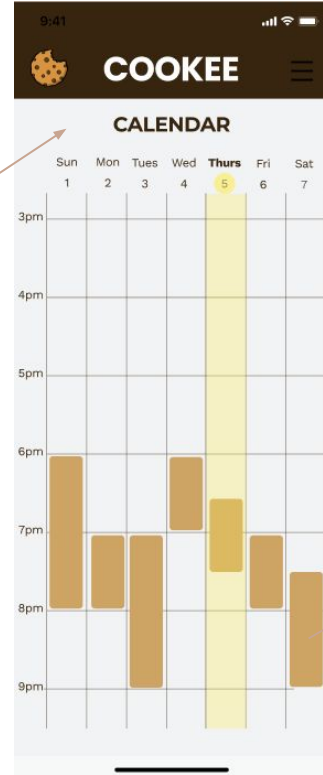
Click on Saturday day view to see Dinner plans. or...



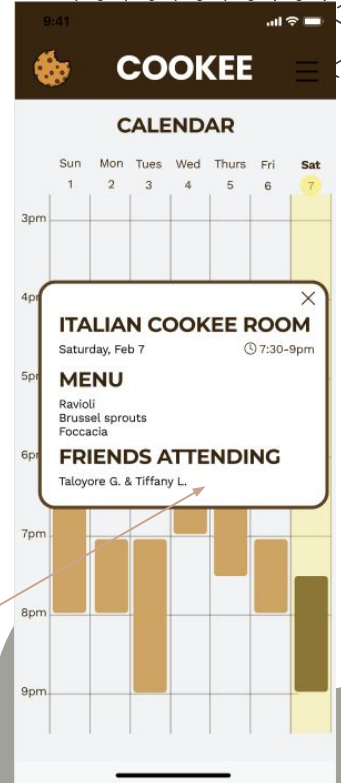
Click on the menu button to navigate to calendar



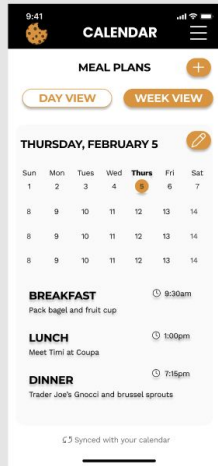
Calendar highlights the current date



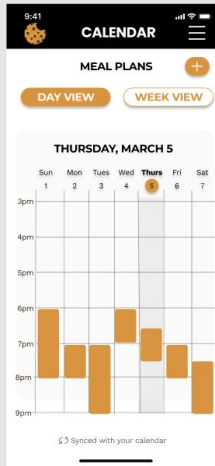
Hover over saturday dinner block to see pop up window



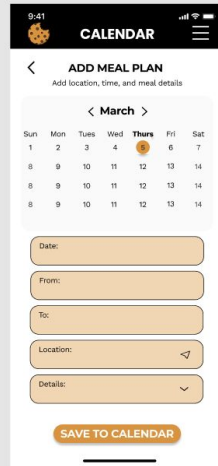
Calendar



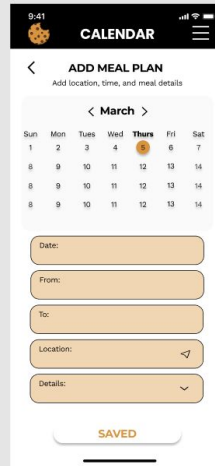
Calendar



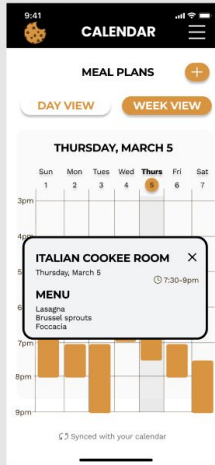
Calendar



Calendar



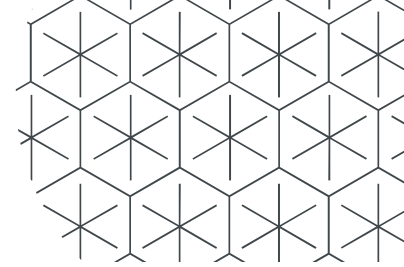
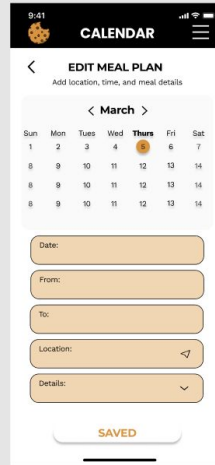
Calendar



Calendar

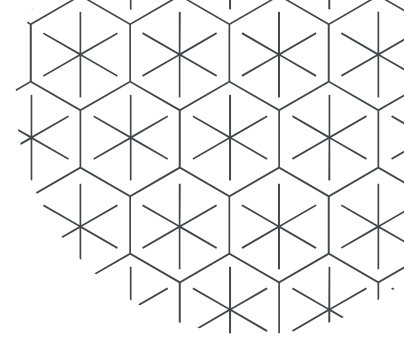


Calendar



Changes/Additions


1. Day and week view
2. Ability to add new meal plans
3. Ability to edit planned meals
4. Replaced hover meal details with a pop up upon click
5. Created screens to add/edit meal plans

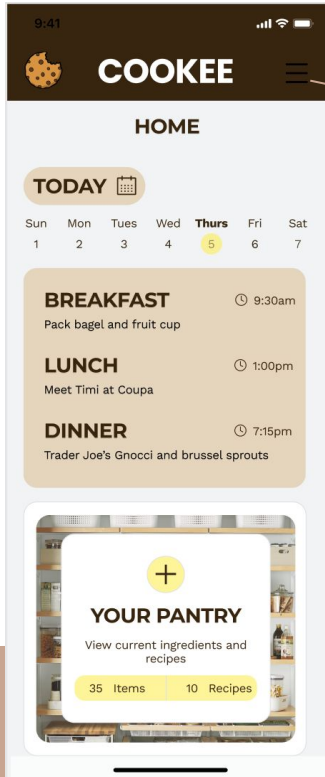


Task 2 Moderate

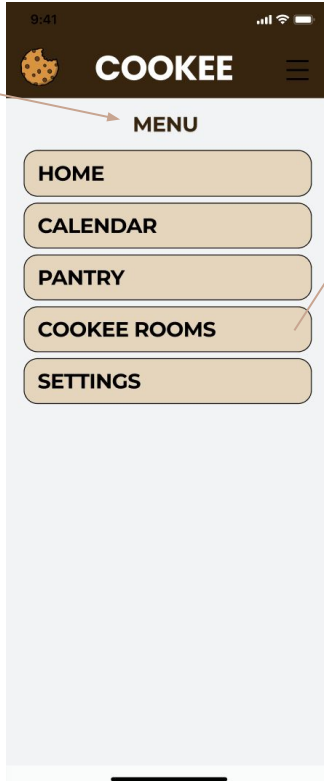
Goal: Bring community to the kitchen

Task: Navigate the Cookee app to join the Italian cooking room

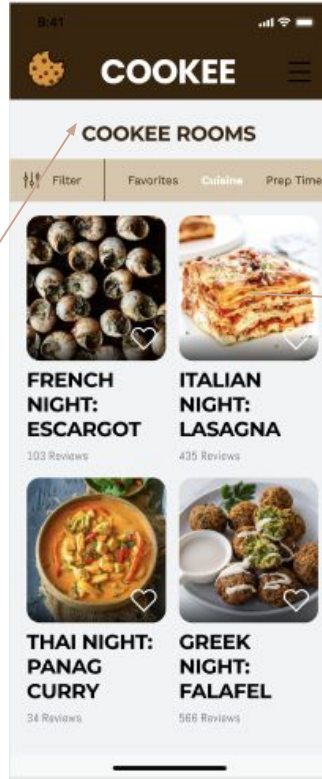




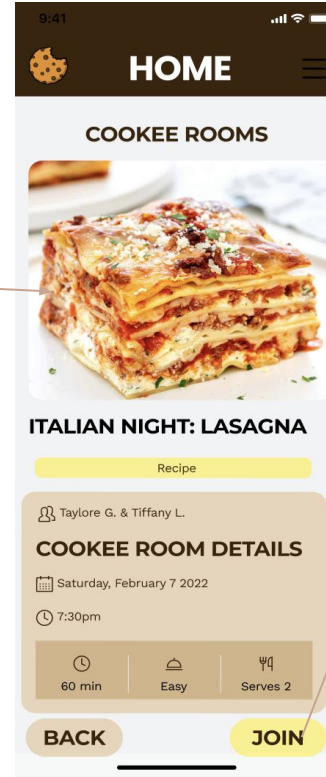
Cookee menu page to navigate to the rooms



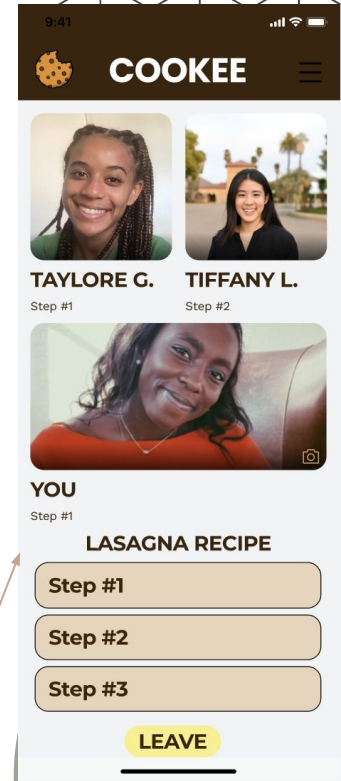
Page for Cookee room availabilities



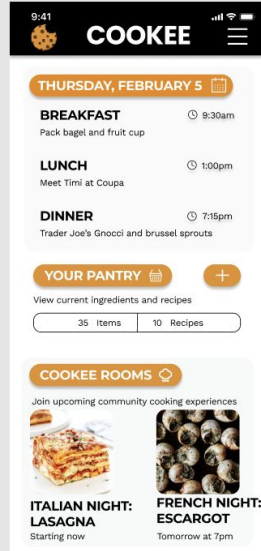
Cookee menu page to navigate to the rooms



Inside the video chat room



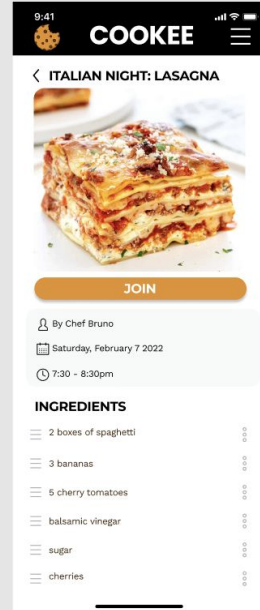
New Home V2



Rooms



Rooms



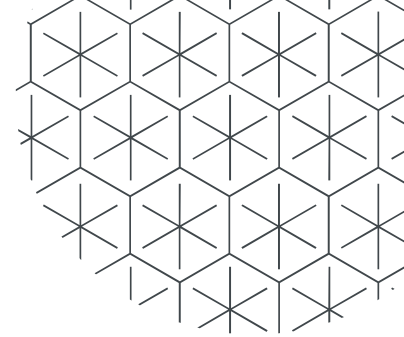
Rooms



Changes/Additions

1. Overall aesthetic changes from dated look
2. 3 tasks accessible from home screen
3. Searchable cookee rooms
4. More details about what cookee rooms are
5. See ingredients before joining
6. Control steps recipe in cookee room


7. Cookee rooms with chef, less of a social aspect



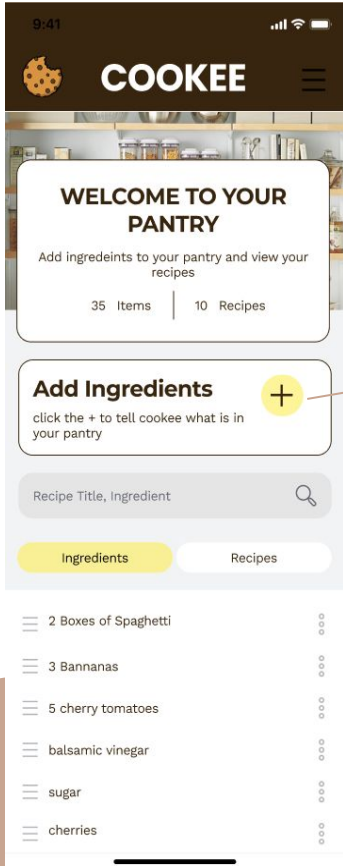
Task 3 Complex

Goal: Create nutritious meals from available ingredients

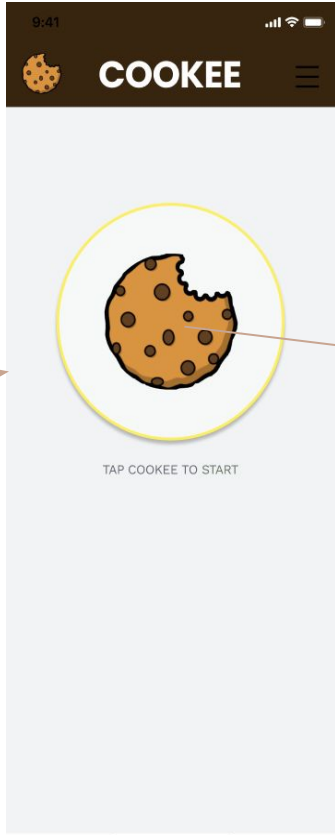
Task: Tell Cookee what is in your pantry to generate recipes



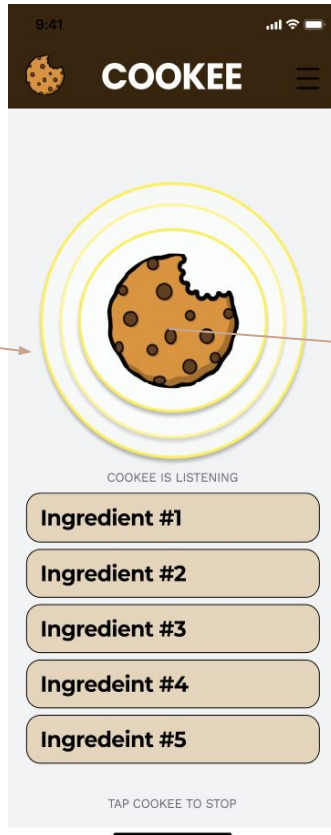
Create nutritious meals from available ingredients (Voice to Recipe)



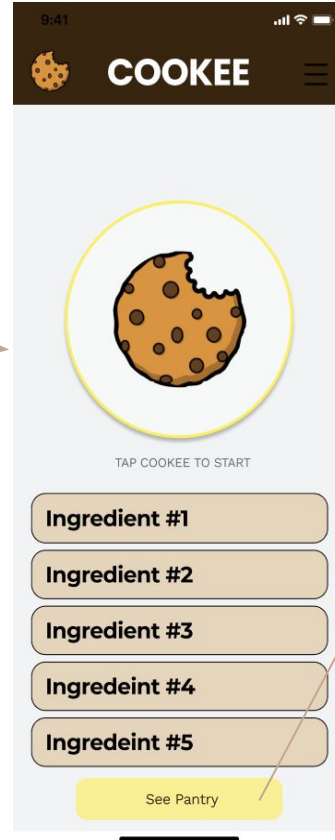
Tap the Cookee so it can start recording



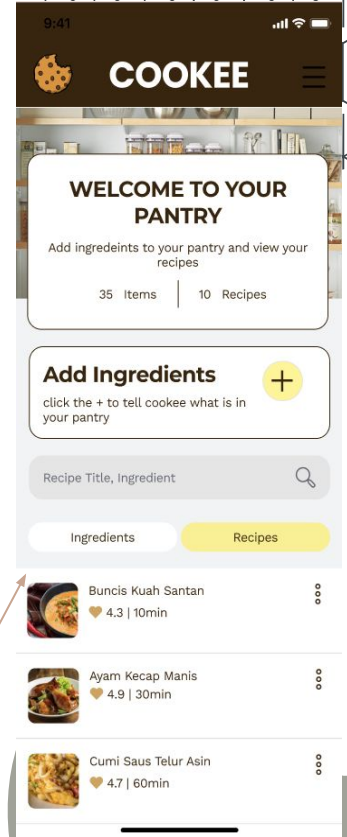
The Cookee pulses as it records the ingredients in your pantry



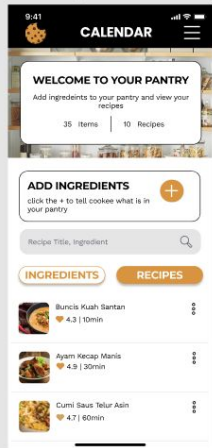
Tap the Cookee to stop pulsing/recording and see pantry when done



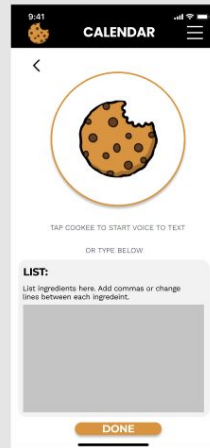
Return to the pantry home and see the new recipes



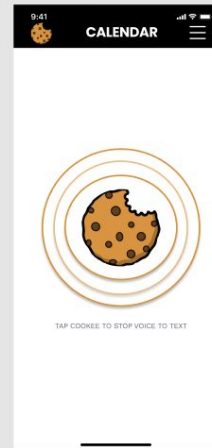
Pantry



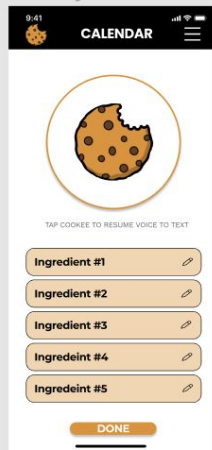
Pantry 1



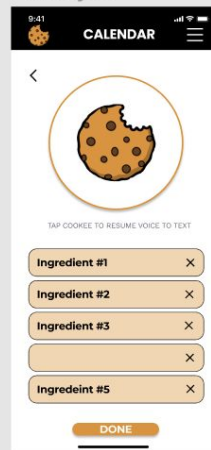
Pantry 2




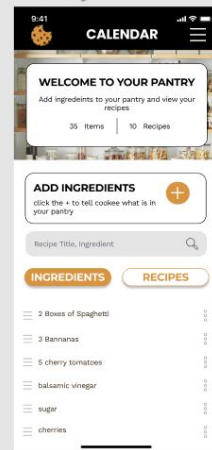
Pantry 3



Pantry 8



Pantry




Changes/Additions

1. Ability to type ingredients or speak ingredients
2. Ability to edit ingredients before adding to final list
3. More detailed voice to text instructions



Prototype Implementation

Tools Used




**React
Native**

application
framework



Expo

software
development
kit



**Visual
Studio
Code**

IDE



Figma

design
components



Firebase

Firebase

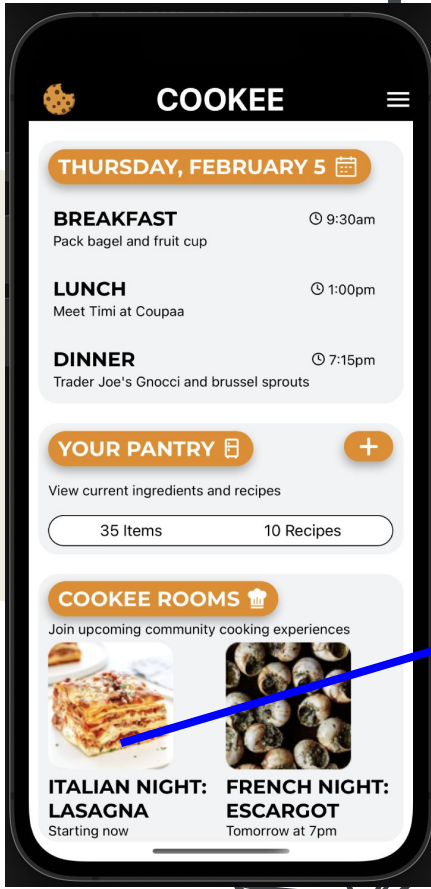
cloud storage

Moderate Task-Implemented

Task:

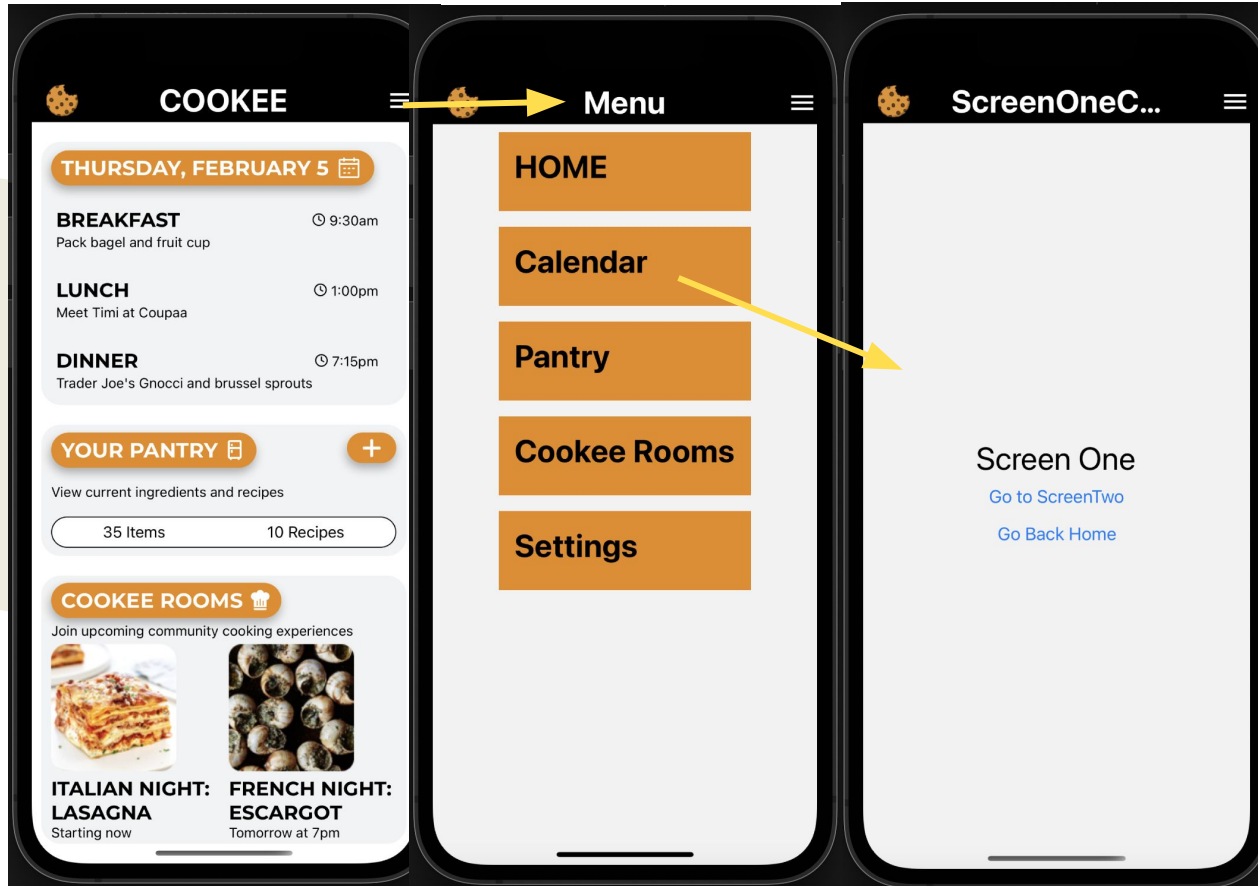
bring community into the kitchen

Users enter a Cookee Room where they can watch a livestream masterclass from a professional chef



Menu Navigation - Implemented

Users are able to use our menu to navigate the app



Unimplemented Features

Calendar Task:


- screen to view meal planning calendar and edit calendar

Voice to Ingredients Task:

- screens that take the user through dictating their ingredients, generating ingredients list, and generating a recipes list from the ingredients

Cooke Rooms Task:

- screens to see all Cookee Rooms
- screen to see information about a Cookee Room before joining



Our Plan


Friday March 4th– Saturday March 5th: Start calendar task and refine cooker rooms task

Sunday March 6th: MVP for the calendar task

Monday March 7th: Start “voice to ingredients” task

Wednesday March 8th: Complete MVP for “voice to ingredients” task

Thursday March 9th – Friday March 10th: Refine all tasks



Wizard of Oz

- Using Zoom instead of building embedded video call feature

Issues/Questions

- Best design to implement recurring events on calendar task
- Implement voice to text feature with API

Hard-Coded

- Suggested recipes

The background features several organic, rounded shapes in muted colors: a large brown shape on the left, a large light green shape in the center, and a large grey shape on the right. A small, stylized leaf illustration is positioned at the top center. The word "Demonstration" is written in a bold, dark blue font across the center of the light green shape.

Demonstration

Demonstration of Implemented Features

- From the menu, able to navigate to ScreenOne and ScreenTwo which will be implemented soon
- By clicking the image for Italian Night Lasagna able to navigate to a Zoom room which is our Wizard of Oz representation of a Cookee Room livestream with a chef.



Summary

- Major design changes complete
- New changes will be made if coding limitations arise
- Cookee rooms task is functional, some edits/additions to be made
- MVP of tasks to be completed by Wednesday
- Edits to be made Thursday
- Report and Poster pending

