

Journey

Building stronger teams
through collaborative journaling

Kelly C., Zander L., Sam S., & Ben T.
CS147 Winter 2022

High-Fidelity Prototype

Problem

In hybrid collaboration settings, it is harder for both facilitators and team members to monitor and regulate team dynamics.

Solution Overview

Journey leverages the power of journaling and reflection after collaboration sessions to help facilitators and teams open up more honest lines of communication, build trust, and empathize with each other.

MISSION STATEMENT

Journey enhances team collaboration and communication by building empathy and trust.



VALUE PROP

Building stronger teams through collaborative journaling

Overview

- 1 Heuristic Evaluation Results and Major Design Revisions
- 2 Prototype Implementation
- 3 Prototype Demonstration

1

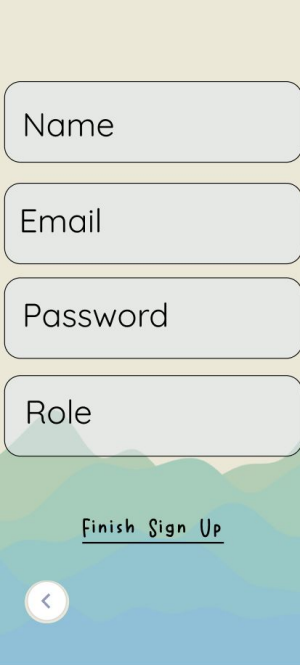
Heuristic Evaluation Results and Major Design Revisions

1. Sign in Process

H3: User Control and Freedom (Sev. 3)

Users were unclear about that **Role** is selected via a **drop-down** because it looks identical to the text entry fields.

Roles being attached to accounts was confusing and did not allow for flexibility.

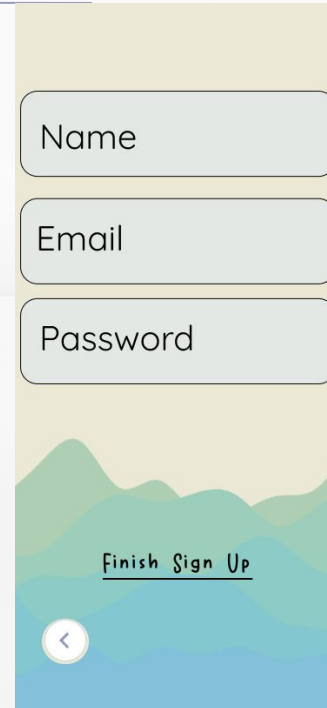


The image shows a vertical stack of four text input fields on a light green background. The fields are labeled 'Name', 'Email', 'Password', and 'Role'. Below the 'Role' field is a button labeled 'Finish Sign Up' with a blue underline. At the bottom left of the stack is a white circular button with a left-pointing arrow.

I. Sign in Process

Implemented Change:

Role is now journal-specific rather than user-specific to account for one user having different roles on different teams. Users pick their role during **journal creation**, not sign-in.



Name

Email

Password

Finish Sign Up

<

2. Journal Creation Process

H3: User Control and Freedom (Sev. 3)

Users needed more flexibility for the creation process in case of accidental errors

H6: Recognition, not Recall (Sev. 4)

Users desired an easier way to remember and enter new journal codes (e.g. through a shareable link)

Add New Journal

Journal Code

Enter

Create New Team Journal

CS 147 Group 4

Code: 54321

When team members on this team log in, have them enter this code to access their journal.

Done

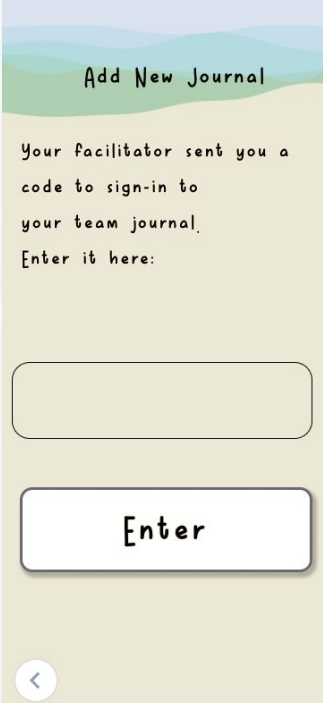
2. Journal Creation Process

Implemented Change:

Journal Code is easily shareable.

Additional instructions for team member.

Back buttons for greater user freedom.

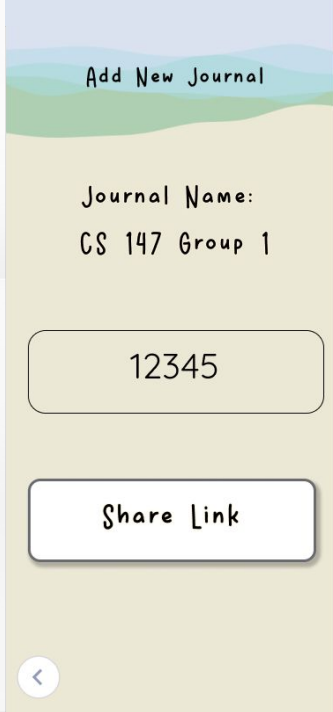


Add New Journal

Your facilitator sent you a code to sign-in to your team journal.
Enter it here:

Enter

<



Add New Journal

Journal Name:
CS 147 Group 1


Share Link

<

3. Journal Entry

H7: Flexibility & Efficiency (Sev. 4)

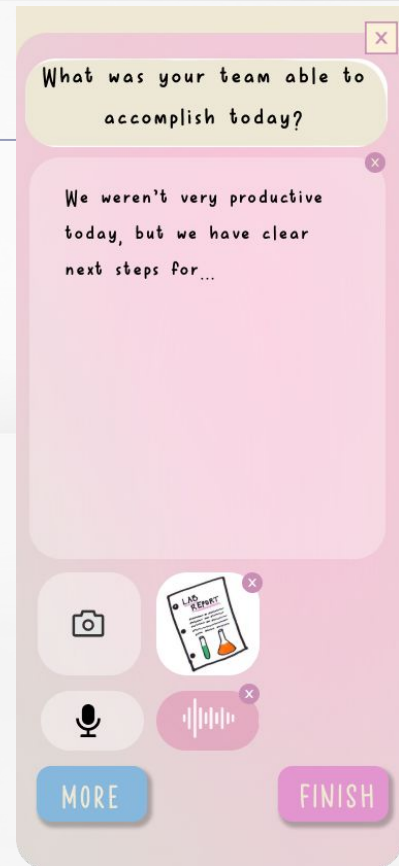
It was difficult for users to **edit** and view uploaded images and voice-based journal entries due to **the lack of buttons** on the screens



3. Journal Entry

Implemented Change to increase **user efficiency** and **flexibility**:

Users are easily able to use multiple entry methods on the **same screen**. Users are able to view, discard, and re-do entry components.

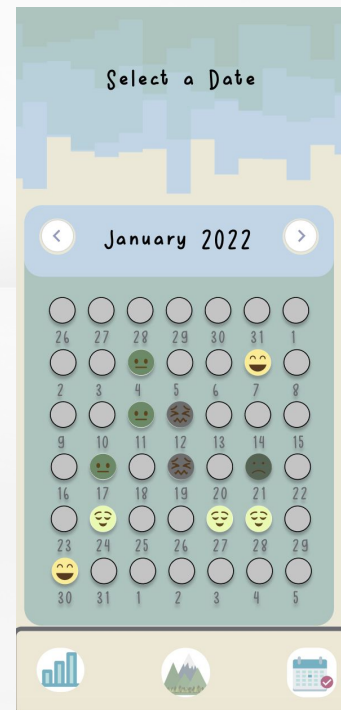
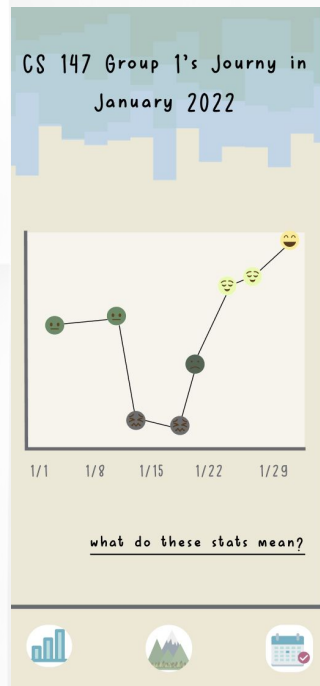


4. Calendar and Statistics Information

H10: Help & Documentation (Sev. 4)

Users were unclear about the **meaning** of the emojis on the calendar and the chart on the statistics page.

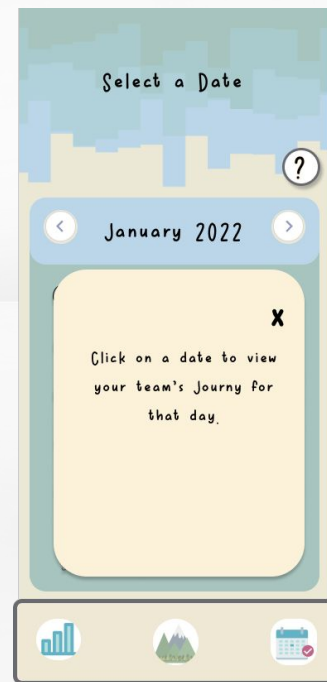
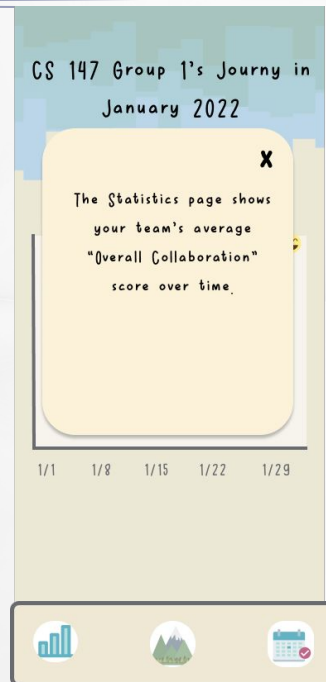
Users were unaware that they could click on the emojis on the calendar to view the team journal for that day.



4. Calendar and Statistics Information

Implemented Change to
increase user understanding:

Added help buttons with
descriptive text blurbs.



Usability Goals Revisited

1. Robust

Users understand how to accomplish the tasks with minimal error and confusion

Key Measures:

- Are users aware of all the available features? (Result: not yet!)
- How often are users unsure of how to progress? (Result: success!)

2. Flexible

Users understand how to make different choices that the prototype offers

High-Fidelity Progress Towards Goals

Robust:

Simplifying the sign-in and journal creation processes and clarifying instructions on the calendar and statistics pages enable users to better **understand how to accomplish** the tasks and **minimize confusion**.


Flexible:

Expanding capabilities on the journal entry screens allows users to fully **take advantage of all the available features**

2

High-Fidelity Prototype Implementation

Frameworks/Tools Used



React Native



Prototype Features and Plan

Implemented

Sign-in/Sign-up Flows
Journal Creation
Team Member Journal
Entries

Unimplemented

Facilitator Feedback
Statistics Pages

unimplemented Features

Facilitator Feedback

Feedback Presets
Journal Summaries
Adapt Team Member
screens with some
modifications

Statistics

Create Calendar Visual
Create Graph Visual
Sync Visuals with database

Hard-coded Data

- ▣ Ideally, only the prompts...
- ▣ Previous journal entries
 - Statistics
- ▣ Teammate journal entries
 - Journal Summary

3

Prototype Demonstration

Thanks

Any questions?