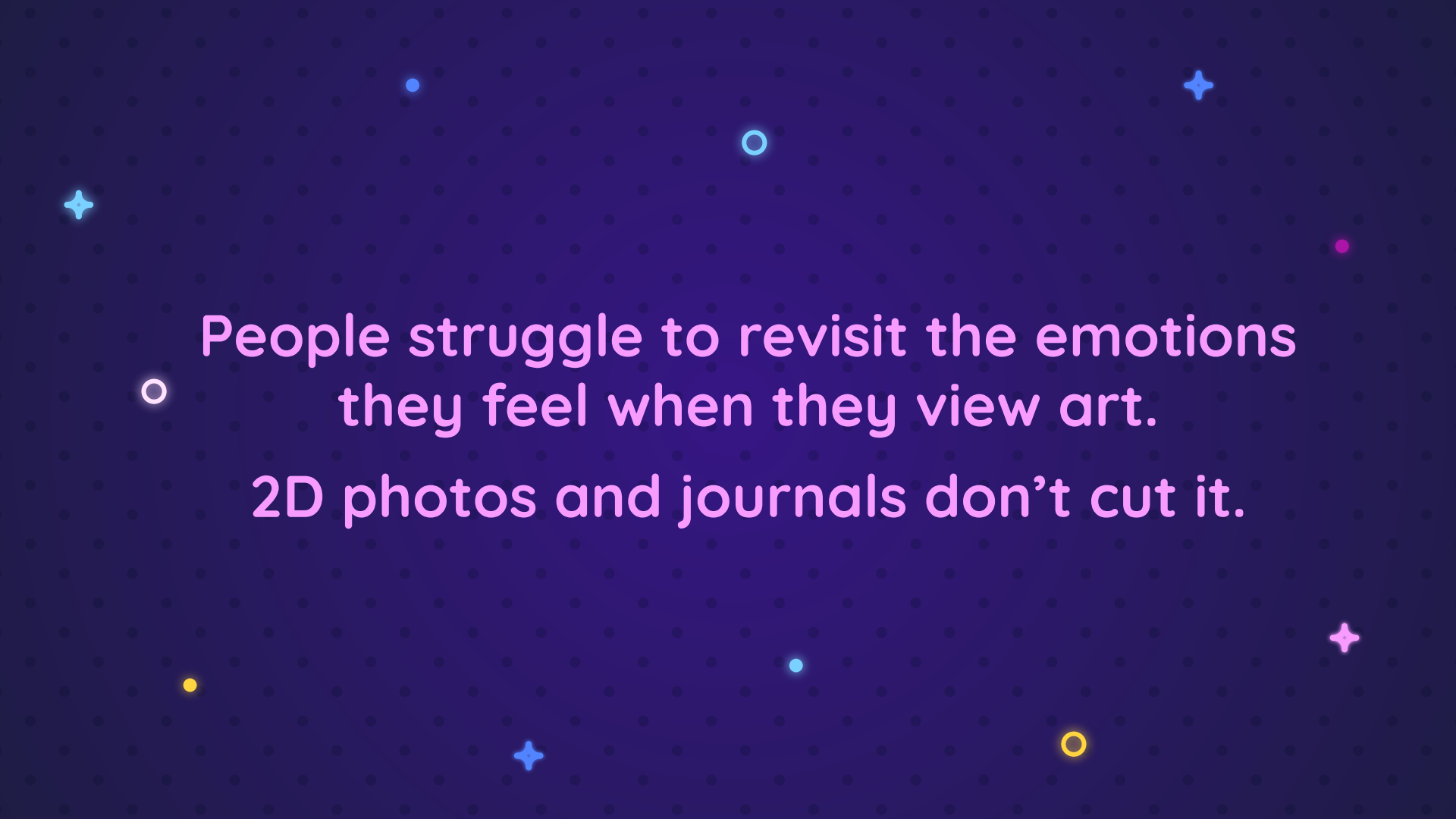




Stepping Through Time: Team 1

Assignment 6

Med-Fi Prototype



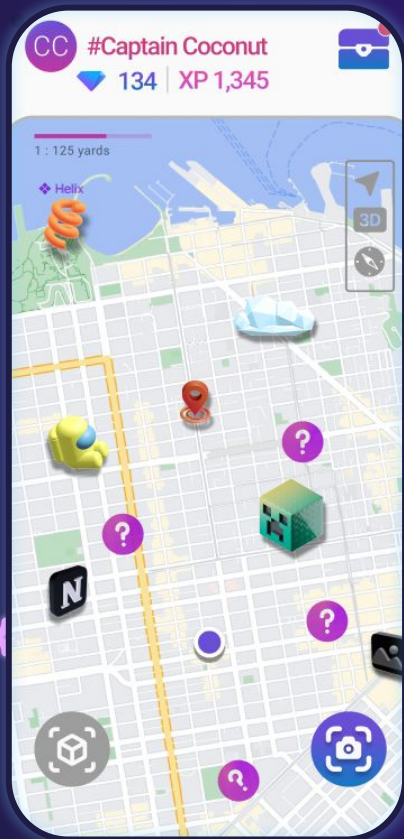
○ People struggle to revisit the emotions  
they feel when they view art.  
2D photos and journals don't cut it.



# Trove

Treasure your memories.

# What is Trove?

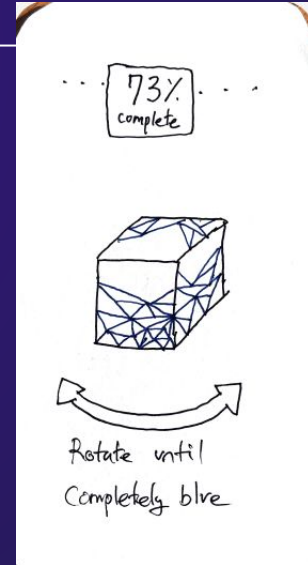
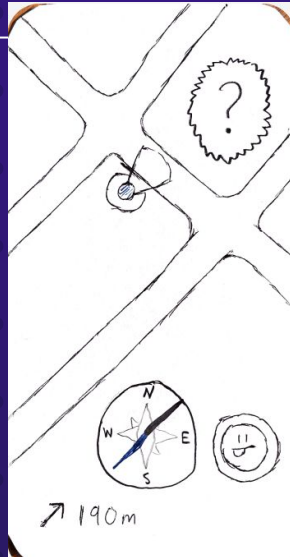
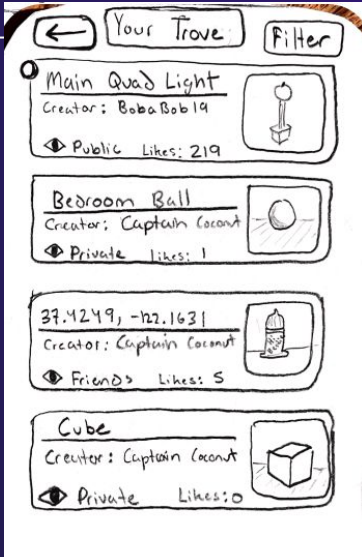


Trove is a location-based art mobile app that allows users to discover and create AR pieces hidden around the real world.

Our aim is to encourage spontaneity and make art an everyday and interactive experience.

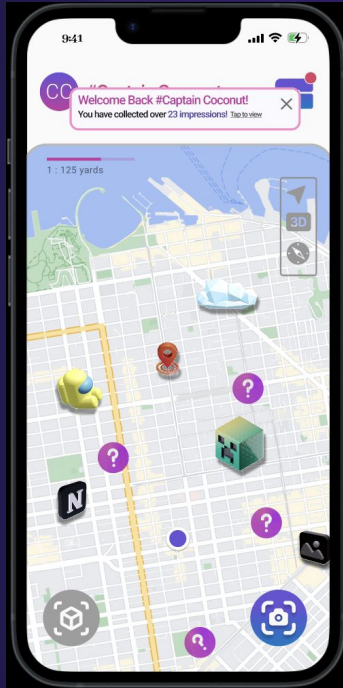
# Revisiting our Tasks

Simple	Moderate	Complex
Edit an entry in your Trove	Use the map to find an undiscovered piece of AR art	Scan and decorate a new 3D object.

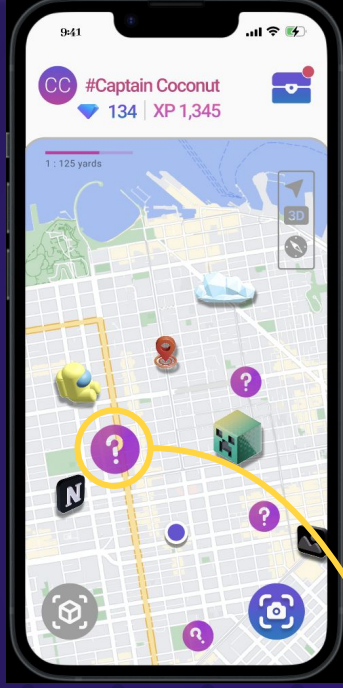




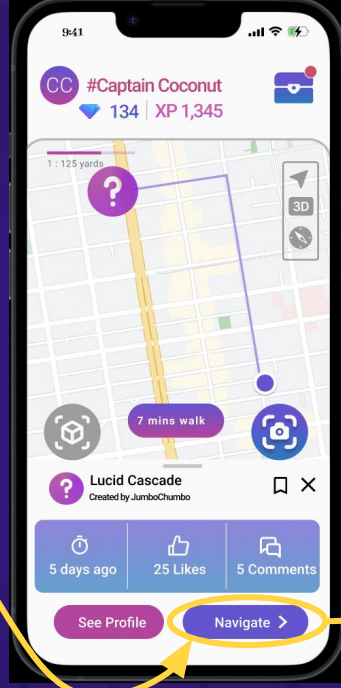
# Revised Moderate Task Flow



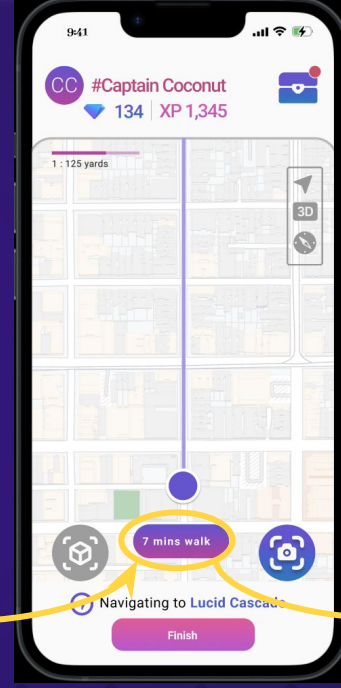
This is the homepage, which opens to a map.



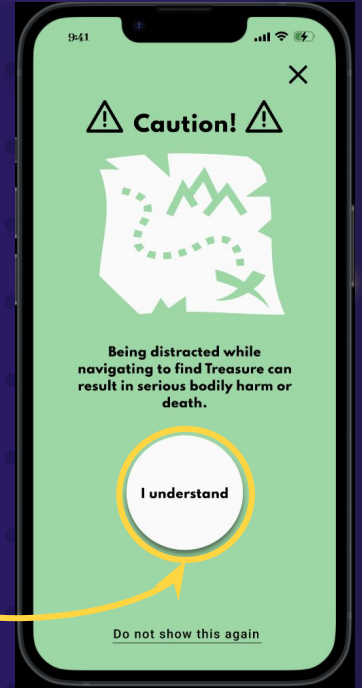
To start finding a new undiscovered AR piece, click on one of the question icons.



Info about the piece appears. Click on "Navigate" for directions.

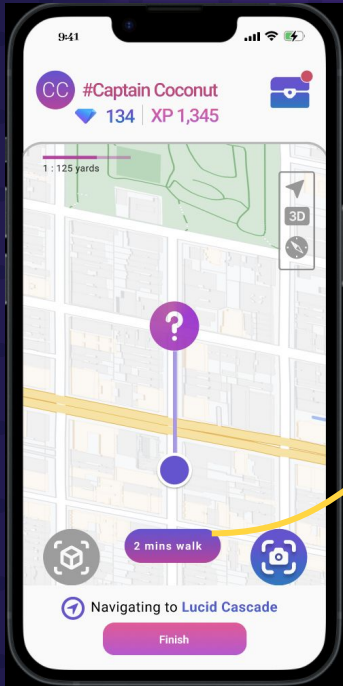


Map will show directions to new art piece.

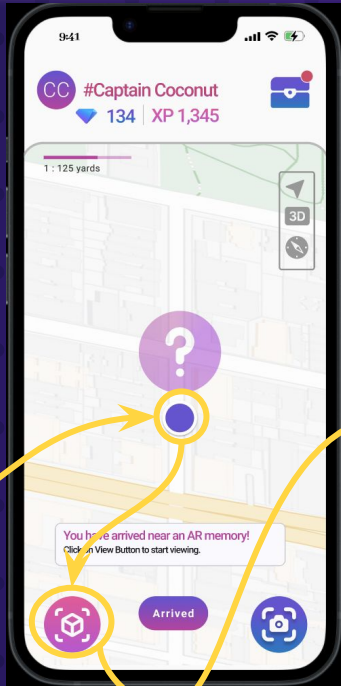


During navigation, a pop-up cautions you to avoid distractions. Click "I understand" to resume,


# Revised Moderate Task Flow ✨




ETA changes as you get closer to the AR piece.




When Trove notifies you that you're close, click on the "View" Button to start uncovering the AR piece.



Move your phone around your surroundings to reveal the AR piece.



You may need to reset or try a different time if the camera has trouble capturing the AR.




Once discovered, the AR piece will show on your screen, and you'll have the option to decorate it.



# Preview of Complex Task Flow ✨




Swipe the decoration toolbar to browse various filter effects and objects.



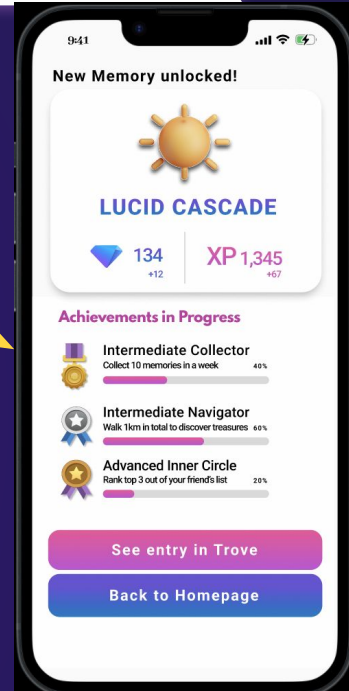
When you find an object you'd like to use, click on the icon to add it into the world.



You change the kind of object you use by pressing the edit button.



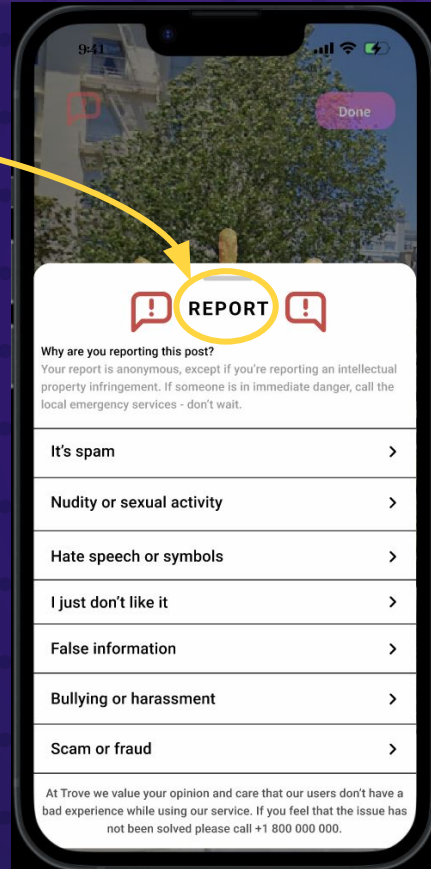
Swipe and select any other objects you'd like to use. Once you're finished, click "Done" to save your entry.



After you've saved the entry, Trove will show how much XP/gems you received from discovering the AR piece, as well as any progress you've made towards completing a badge.



# Auxiliary Task - Reporting



If the user believes that the AR piece violates community guidelines, they have the option to report it. Click on the "Report" button and specify your reason for reporting.

# THANKS!

---

## Questions?

**CREDITS:** This presentation template was created by **Slidesgo**, including icons by **Flaticon** and infographics & images by **Freepik**