

The background is a solid teal color. Overlaid on this are several black outlines of smartphones, some tilted and some partially visible. In the center-right, the word "immerse" is written in a black, cursive font, positioned over a light teal circular graphic that consists of several overlapping circles.

Immerse

*Practice English through immersing yourself in
your favorite TV shows*

Andrea Collins
Becky Weinstein
Cathy Zhang
Kimberly Tran

Overview

1. Problem & Solution
2. Heuristic Evaluation Results
3. Revised Designs
4. Prototype Status
5. Prototype Demonstration
6. Summary



immerse



Problem and Solution Overview

Ashley's List



Problem

Speakers of English as a second language struggle with context-specific vocabulary and conversations not typically taught in class

Solution

Interactive mobile platform where users can practice and get AI-generated feedback on pronunciation, vocabulary, and comprehension while watching their favorite shows

Value Proposition: Practice English through immersing yourself in your favorite TV shows

immerse



Heuristic Evaluation Results

Ashley's List



Heuristic Evaluation Overview

Severity 3 => 25 violations

Severity 4 => 1 violation

Most common violations => H4: Consistency and standards, H6: Recognition not recall, H7: Flexibility and efficiency of use

Pronunciation forewarning

Violation: H1 - Visibility of system status

Problem: "User has no forewarning of when a question will be asked, which can be stressful"

Fix: Before each pronunciation exercise, include a 3-2-1 countdown so the user has a heads up

Helpfulness of pronunciation report

Violation: H9 - Help users recognize, diagnose, and recover from errors

Problem: Pronunciation report does not provide feedback or suggestions for improvement

Fix: Provide a breakdown by word and actionable suggestions for incorrectly pronounced words

Minimalism and consistency

Violation: H8 - Aesthetic and minimalist design, H4 - Consistency and standards

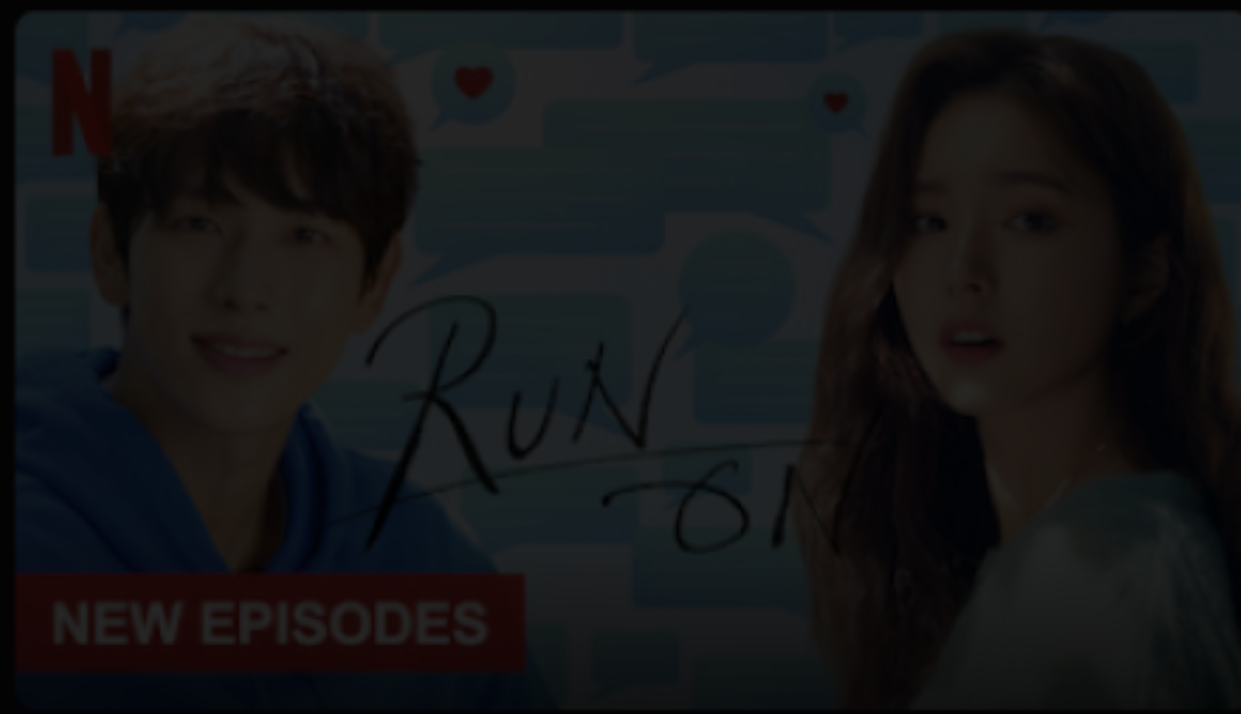
Problem: Overwhelming screens with inconsistent text, buttons, and icons

Fix: Remove unnecessary button-label redundancies, redesign pronunciation report, standardize buttons

immerse

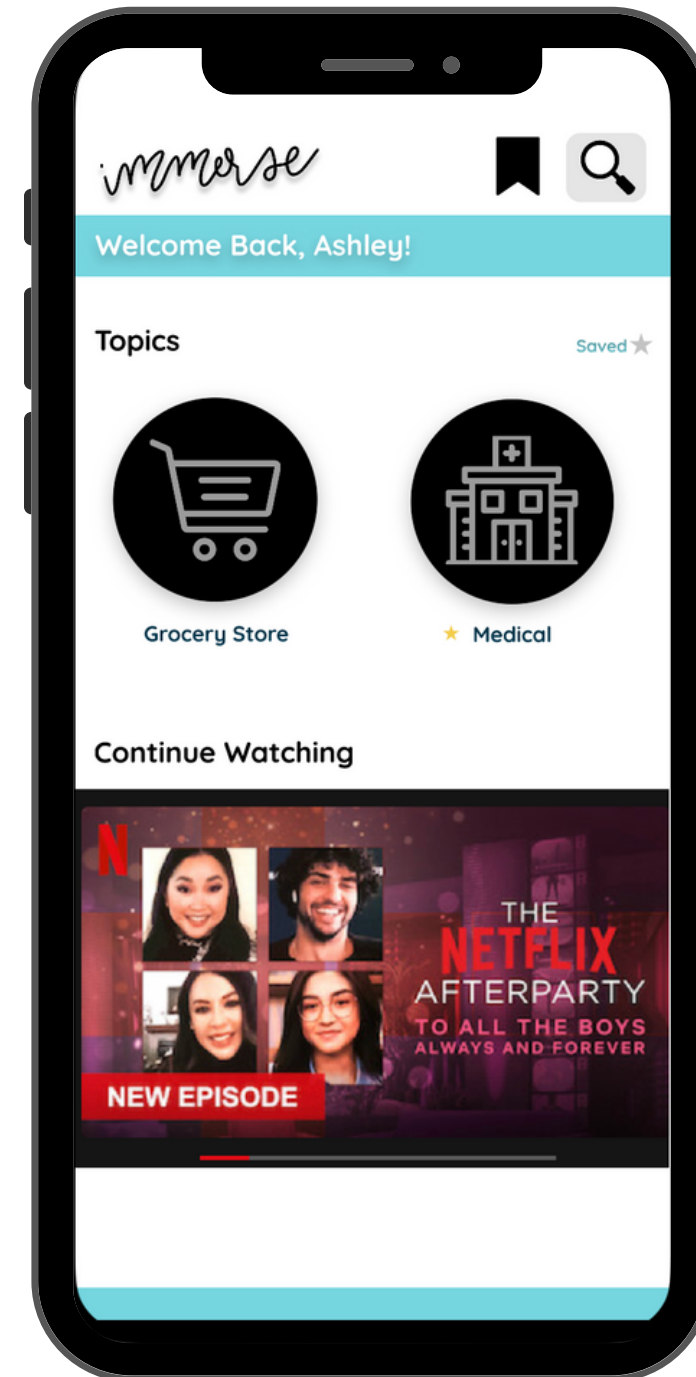


Ashley's List
Revised Designs

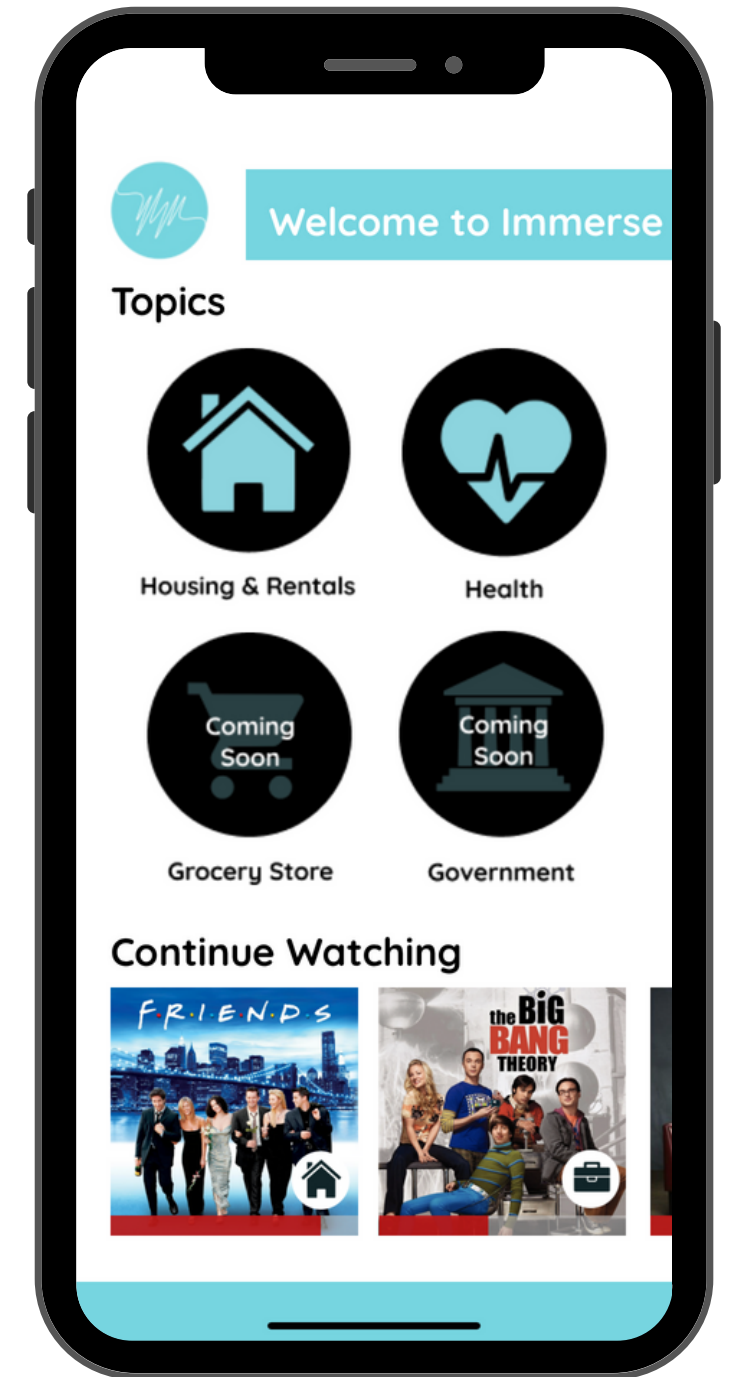


Home Screen

1. Icon uniformity
2. Simplified menu bar
3. Removed "Saved"
4. Updated "Continue Watching"



Old



New

Pronunciation

1. Icon uniformity
2. Simplified design
3. Removed caption
4. Added back button

Old



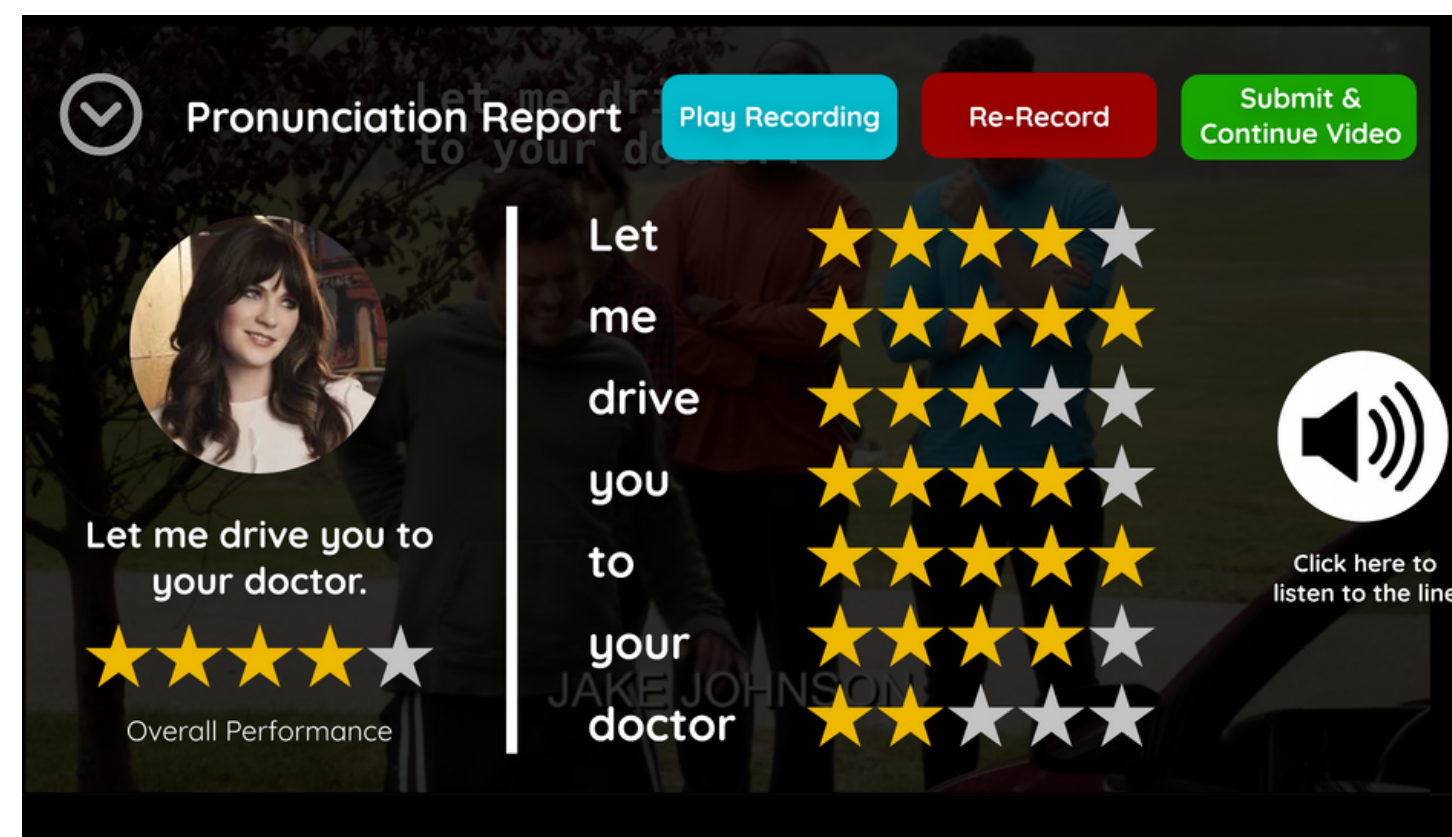
New



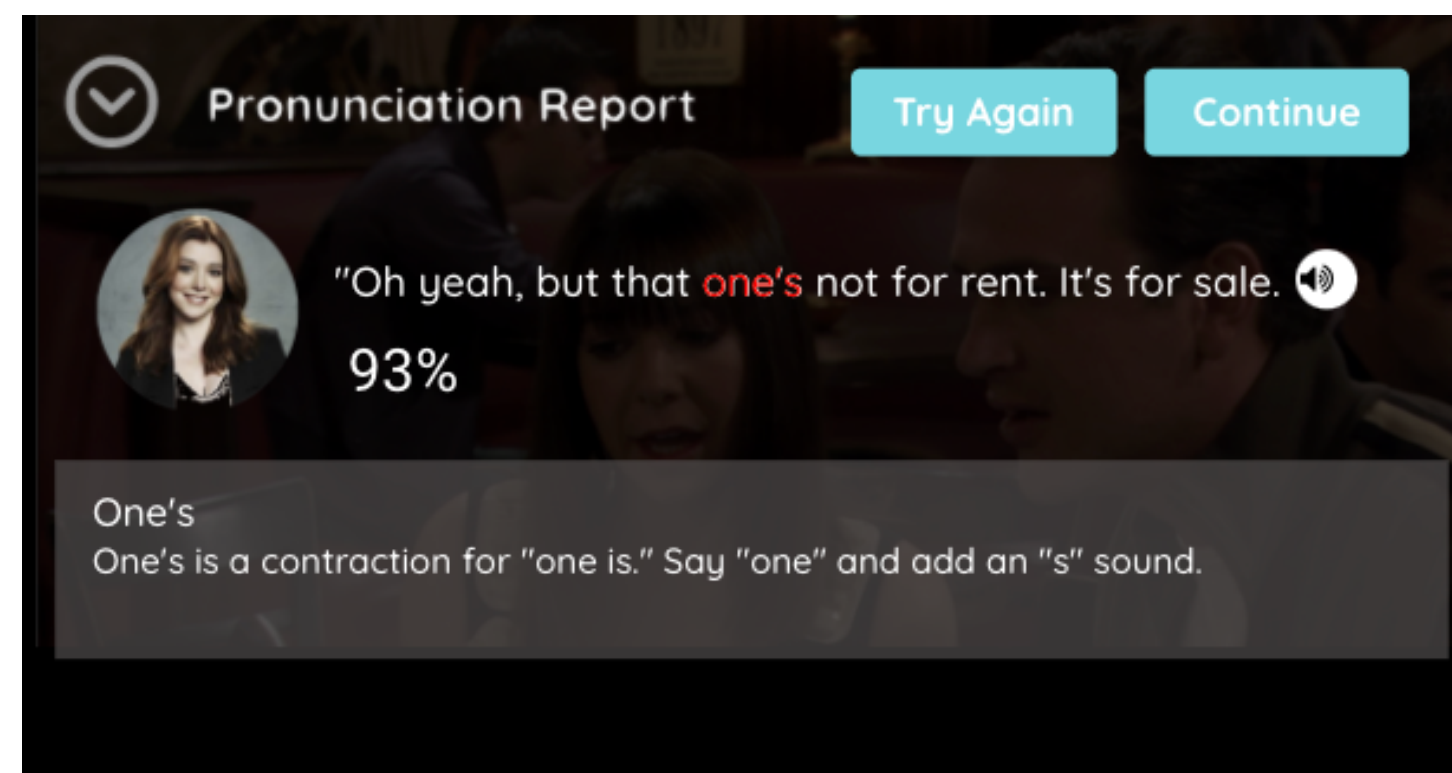
Feedback Report

1. Button uniformity
2. Simplified design
3. Give actionable feedback
4. Provide numeric score

Old



New



immerse



Ashley's List

Prototype Status



Prototype Implementation Tools



We're developing our hi-fi prototype using React Native, BuilderX, and Expo.

Task 1: Choose a topic

Implemented

Choose a topic from the home screen

Choose a video from the topic

Choose a character in the video

Task 2: Practice vocabulary

In progress

Vocabulary pop-ups during the video

Task 3: Practice pronunciation

Implemented

Videos warns user when their line is approaching and pauses

User can click a button to record line

User receives pronunciation feedback report

Wizard of Oz Techniques

- Pronunciation feedback is not AI-generated
- Vocabulary pop-ups and forewarnings are edited into video
- Voice recording and speech recognition is mocked

Hard-Coded Data

- Videos in "Continue Watching" section
- Videos, descriptions, characters are hard-coded

Issues

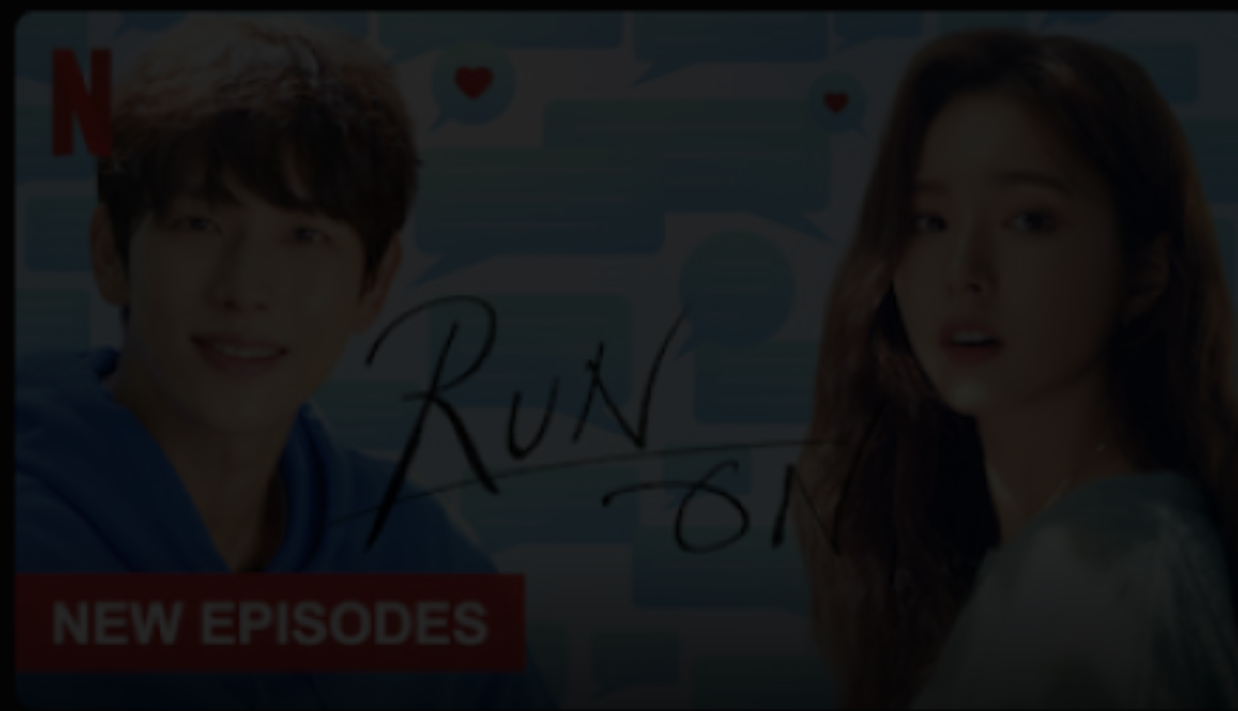
- Images often take a long time to render
- Videos often need to buffer for a long time

immerse



Prototype Demonstration

Ashley's List





Welcome to Immerse

Topics



Housing & Rentals



Health




Grocery Store



Government

Continue Watching



Summary

- Addressed severity 3 & 4 violations in our redesigns
- Implemented tasks 1 and 3 for our hi-fi prototype using React Native, BuilderX, and Expo
- Making good progress on task 2
- Looking forward to completing the app!



immerse