

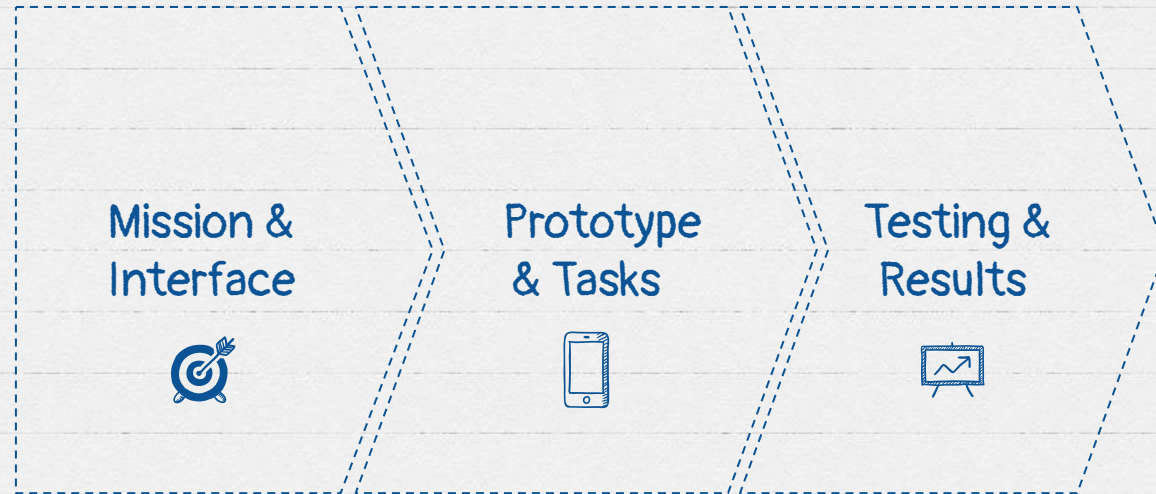
College Companion

Low-fi Testing

Kevin J., Raaisa M., and Celine W.



Overview



Mission Statement

To make the college application process more welcoming and accessible to students






Selected
Interface



Prototype Structure





Prototype Structure

- Emphasis on guided activities/tasks
- Present information in familiar, approachable formats
- Three main features
 - CollegeCompanion
 - CollegeCart
 - Chat-Styled Application



Cece, CollegeCompanion ☺





Rationale:

Want students to
feel guided through
the process →
personified the
instructions that
came with the app


The CollegeCart

COLLEGE Companion


Search here 


 **Hogwarts** Fee \$13
Essays: 100
50 650 word essays
Letters of Rec: 0
Test Scores: SAT (+)

Tuition Free
Deadline JUN 2


 **College #2** Fee \$20
Essays: 0
Letters of Rec: 2
Test Scores: ACT/SAT (+)

Tuition \$\$
Deadline MAR 3

 **College #3** Fee \$90
Essays: 1
Letters of Rec: 3
Test Scores: ACT (+)




COLLEGE Companion



My College Cart 

 **Stanford** Fee \$90
Essays: 8
Letters of Rec: 2
Test Scores: ACT/SAT
writing optional
Deadline JAN 2

Tuition \$56,000

 Start Application

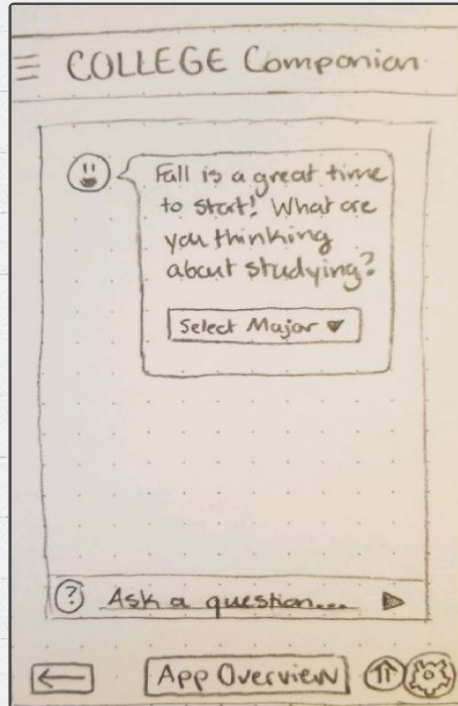
Looking for more schools? 

Rationale:

One-stop shop for students to find app requirements in familiar format

Chat-Styled Applications

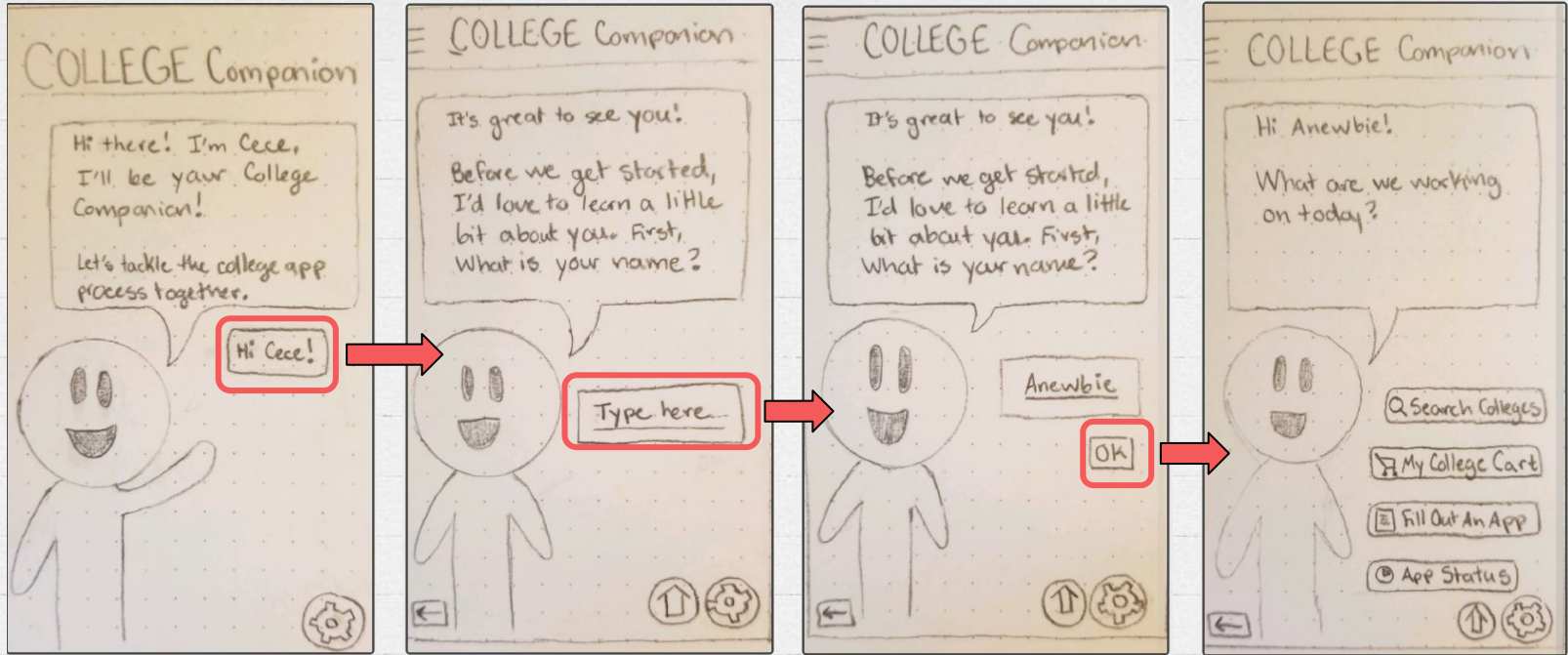


Rationale:
Guide students through complex forms with a more approachable prompted "chat" format



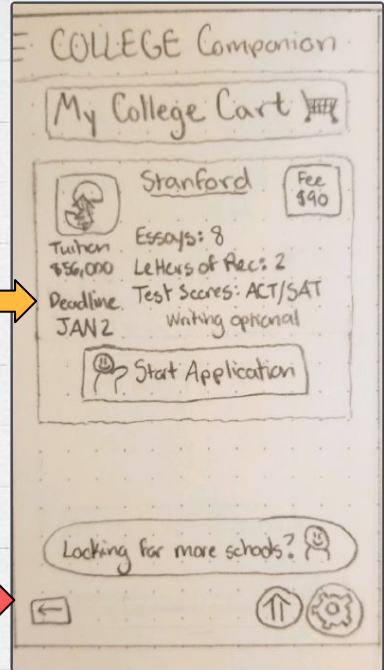
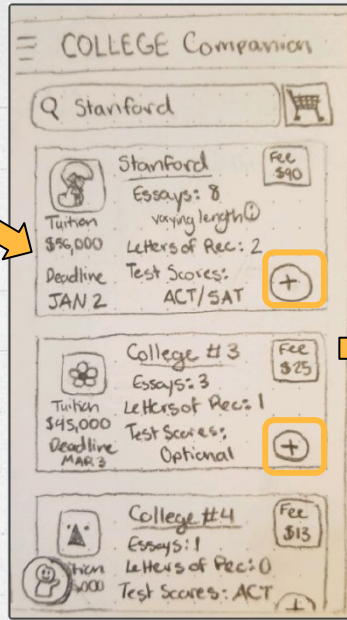
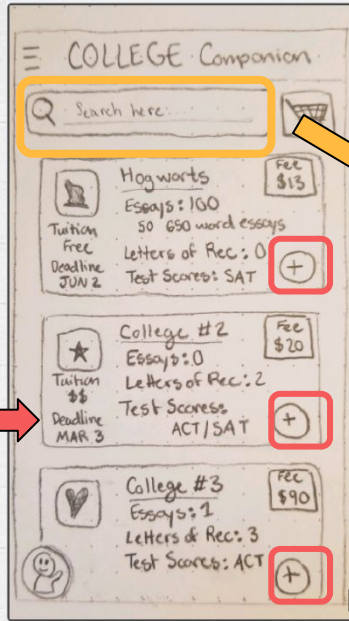
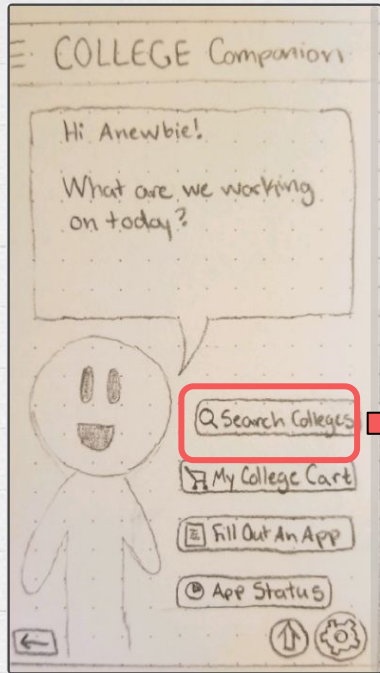
Home Screen





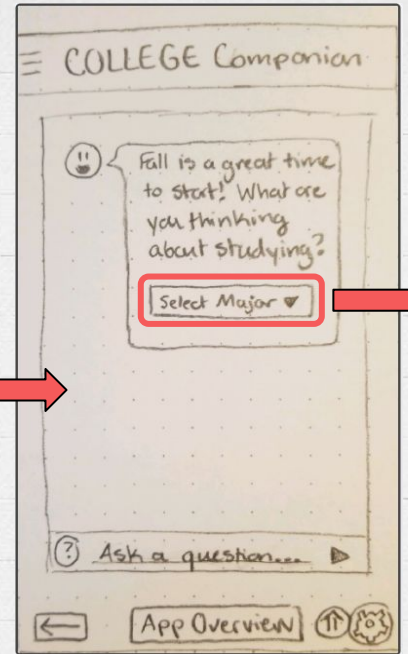
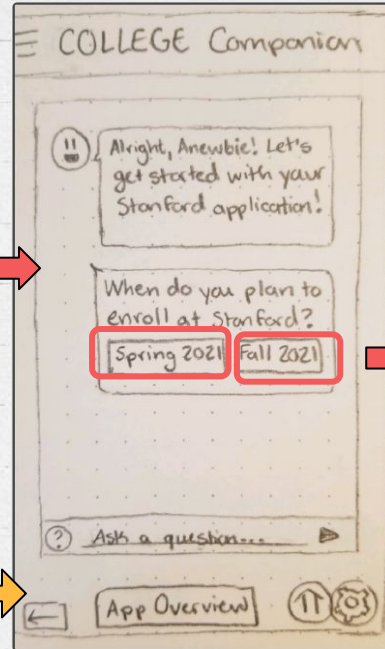
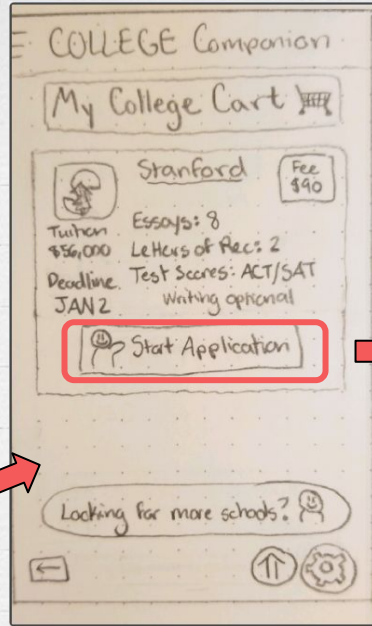
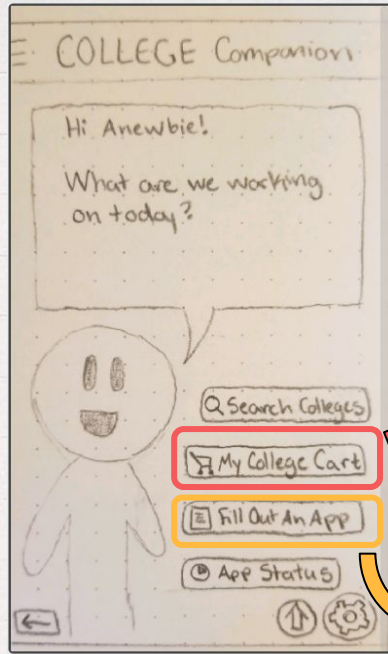
Welcome and get to know the user!

Task #1:
Find a college
and add it to
your list


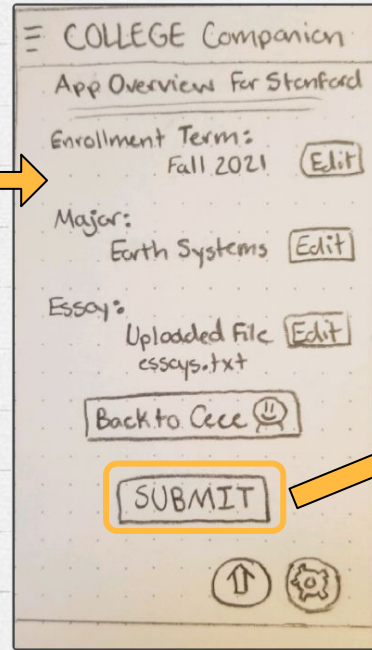
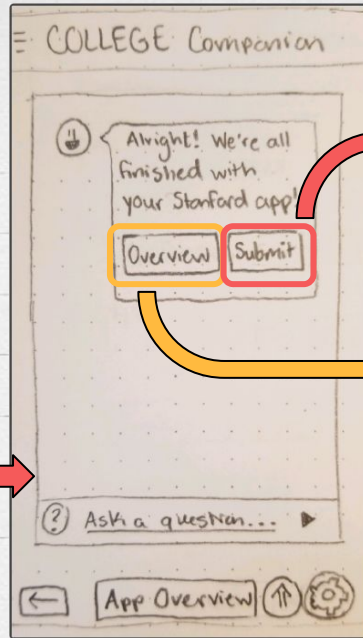
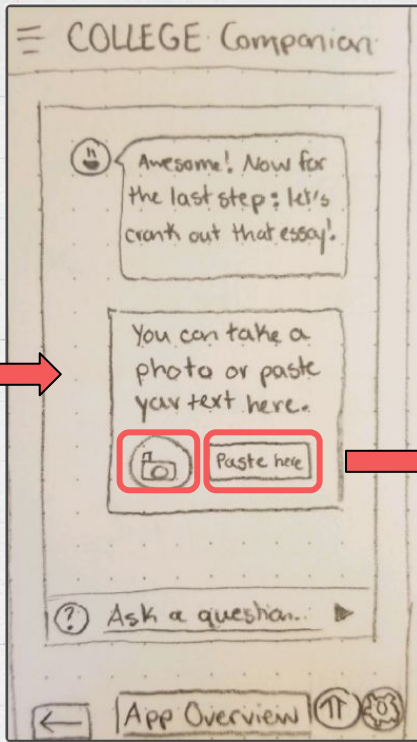


Find a college and its app requirements, and add it to your list!

Task #2:
Fill out an
application

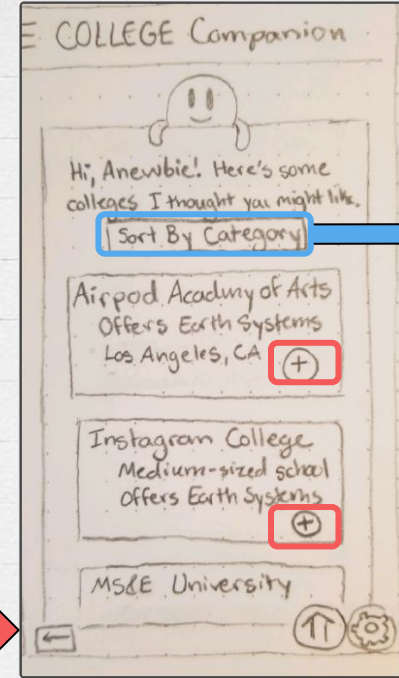
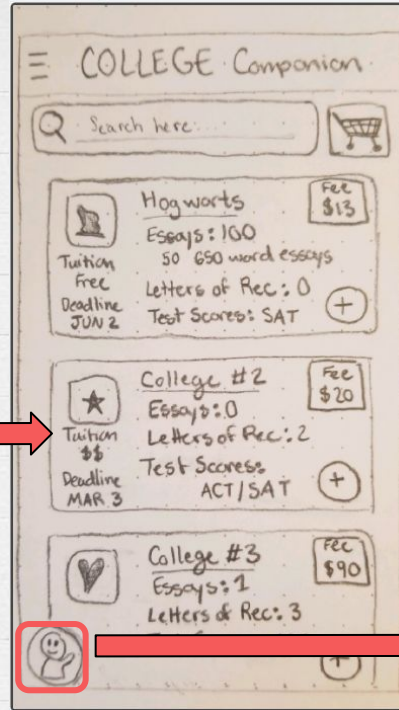



Fill out and submit an app for a college on your list!

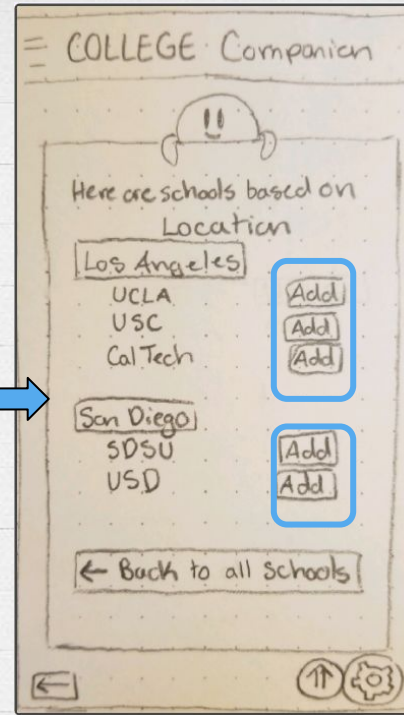
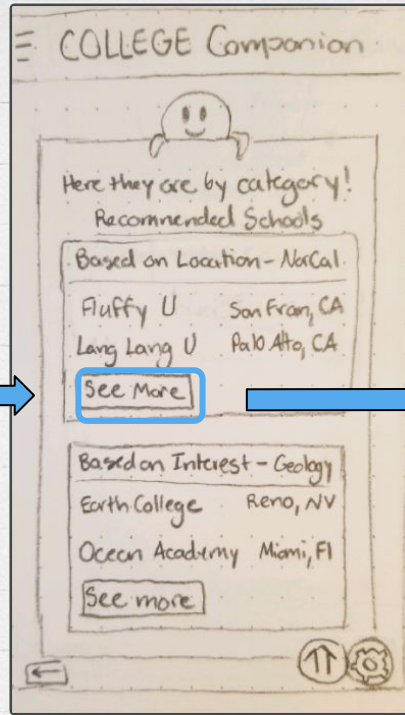


Fill out and submit an app!

Task #3:
Find schools
recommended
for you



Find a school recommended for you and add it to your cart!




...with the option to sort by category before adding to your cart!

Testing

- X Participants recruited from referrals by previous interviewees
- X Prototype on Marvel App
- X Conducted over Zoom
- X "Hugging" the laptop method



Participant 1:
College Sophomore @
CU Boulder



Participant 2:
Project Manager @
Common App



Participant 3: College
Junior @ Boston
College



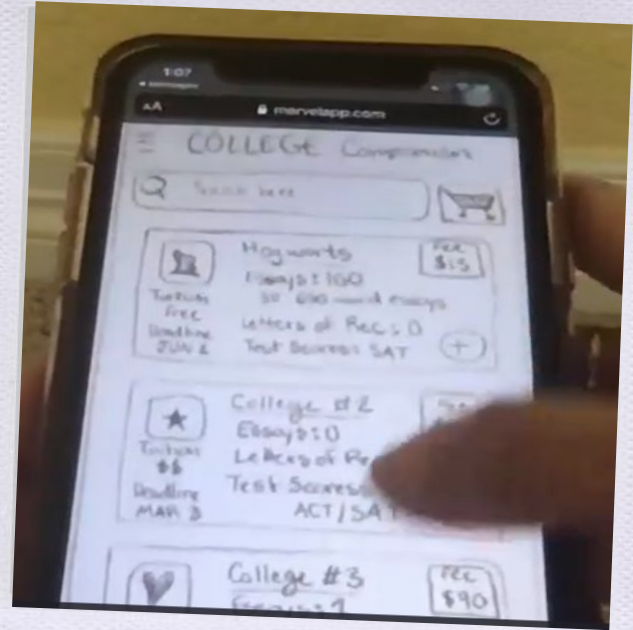
Results



Errors



- X Were confused by initial account creation
- X Tried to click the school and not the plus icon
- X Struggled to find CeCe's recommendations




Participant 1 tried to click the school instead of the plus

Successes



- X Enjoyed being walked through the process by Cece
- X Simple and easy-to-use UI
- X Appreciated sorting schools by category



Participant 3 using CollegeCompanion correctly

Next Steps for UI Changes

- X A more **traditional** welcome format, such as a “Get Started” page
- X **More detailed labels** on the buttons
- X Make finding recommended schools **more intuitive**

Summary



- X Participants were drawn to **familiar formats**; diverging from this risks confusing the user
- X Users **enjoyed being guided** by Cece, the CollegeCompanion
- X Users **appreciated the simplicity** of the app and how the information for college app requirements were **in one place**
- X Make finding recommended schools a **more intuitive** process

QUESTIONS?



APPENDIX

