

A teal pencil is positioned diagonally, pointing towards the word 'annotate'. The pencil's tip is resting on the letter 'o'. A thin, grey, wavy underline is drawn beneath the word 'annotate'.

annotate

JOIN THE CONVERSATION!

Students enter the college classroom with unique backgrounds and varying personality types. For students coming from under-represented backgrounds, the classroom environment can feel intimidating or even unwelcoming. Annote makes every reading assignment into an online collaborative environment where these students can share and learn others' perspectives and insights in an intuitive and more comfortable way.

The 3 Tasks

1. Annotate to share your perspective

SIMPLE


2. Learn from the perspectives of others through their annotations

MODERATE

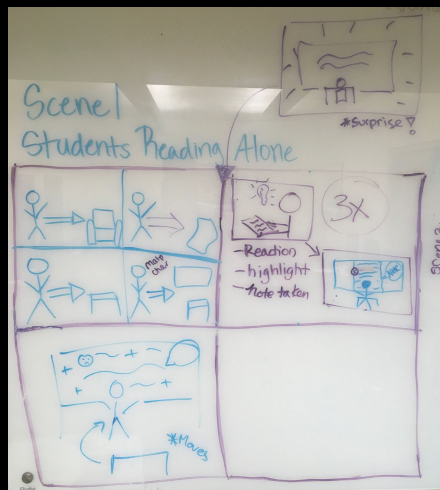
3. Create discussions by responding to the annotations of others or chatting live

COMPLEX

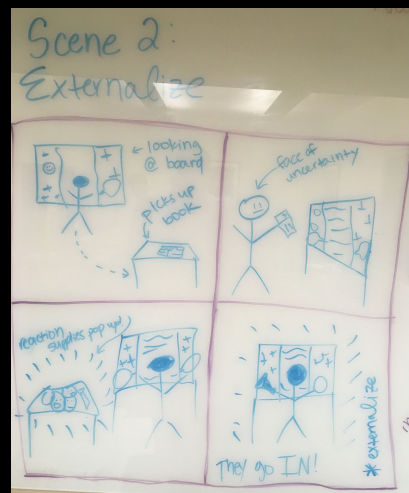
Storyboard




Scene 0: Setup



Scene 1: Learn



Scene 2: Share



Scene 3: Discuss